



ANDY BESHEAR
GOVERNOR

501 HIGH STREET, 3RD FLOOR
FRANKFORT, KENTUCKY 40601
PHONE: (502) 564-7430
FAX (502) 564-7603
[HTTPS://PERSONNEL.KY.GOV](https://personnel.ky.gov)

GERINA D. WHETHERS
SECRETARY

May 31, 2021

Interim Joint Committee on Appropriations and Revenue
Capitol Annex
702 Capital Avenue
Frankfort, Kentucky 40601

Re: First Quarter KEHP Trust Fund Status Report period ending March 31, 2021

Dear members of the Interim Joint Committee on Appropriations and Revenue:

Kentucky Revised Statute (KRS) 18A.2254 directs the Public Employee Health Insurance Program to submit quarterly reports on the status of the Kentucky Employees' Health Plan (KEHP) Trust Fund to the Governor, Interim Joint Committee on Appropriations and Revenue, Kentucky Group Health Insurance Board, and the Advisory Committee of State Health Insurance Subscribers.

The attached report includes, as of March 31, 2021:

1. The current balance of the trust fund;
2. A detailed description of all income to the trust fund;
3. A detailed description of all receipts due to the trust fund;
4. The total amount of payments made for claims from the trust fund;
5. A detailed description of all payments made to program administrators;
6. Current enrollment data;
7. Other information provided by the Secretary; and
8. Other information requested by the Interim Joint Committee on Appropriations and Revenue.

Kentucky Employees' Health Plan – Status Report
1st Quarter, 2021
Page 2

If you have any questions or need additional information, please feel free to contact my office at 564-0358.

Sincerely,

A handwritten signature in blue ink, appearing to read "Gerina D. Whethers", with a long horizontal flourish extending to the right.

Gerina D. Whethers
Secretary

Kentucky Employees' Health Plan – Status Report
1st Quarter, 2021
Page 3

1. Current Trust Fund Balance:

As of March 31, 2021, the balance of the self-insurance trust fund was \$392,067,408.81, which includes accounting for the 2006–2021 plan years, including reserves for Healthcare Reimbursement Arrangements (HRA) and Flexible Spending Accounts (FSA). Along with the detailed transactions, summary reports for each plan year, as well as a combined summary, have been provided.

2-5. Detailed Description of Trust Fund Transactions:

Detailed transactions of the trust fund are contained in **Attachment A**. Monthly detailed transaction reports have been provided to the Legislative Research Commission. A month-by-month summary of the trust fund accounting by premiums, interest income, drug rebates, claims, and ASO fees is included as **Attachment B**.

6. Current Enrollment Data:

Charts detailing the number of employees and the number of covered lives under the plan are included as **Attachment C**. The totals shown reflect the same information as provided in the previous report, updated to include the most recent quarter's data.

7. Additional Information Provided by the Secretary of the Personnel Cabinet:

a. Comparison of Anthem actual measurable results to contract performance guarantees:

A listing of operational performance guarantees of KEHP's Third Party Administrator, Anthem, are included as **Attachment D**. As of the date of last quarter's Trust Fund report, Anthem's performance guarantee analysis was not complete. Results for 2020 are, therefore, included in this report. Anthem met all performance guarantees except for Average Speed of Answer. As such, Anthem was subject to a penalty of \$442,729. Because of unforeseen staffing challenges presented by COVID-19 on Anthem's performance, KEHP agreed to reduce the amount due to the Commonwealth to \$295,300.

8. Additional Information as Requested by the Committee:

No additional information has been requested for inclusion in this report.

Kentucky Employees' Health Plan – Status Report
1st Quarter, 2021
Attachment A – Transaction Report
Page A-1

JANUARY 2021 COMBINED TRANSACTION REPORT

| Date | Description | Amount | LRC Code | LRC Description | Plan Year |
|-------------|----------------------------------|--------------------------------|-----------------|----------------------------------|------------------|
| | <u>Beginning Balance</u> | <u>\$361,700,384.83</u> | | | |
| 1/5/2021 | Claims 2016 | (4,300.00) | 210 | Medical Claims - Anthem | 2016 |
| 1/12/2021 | Claims 2016 | 767.16 | 210 | Medical Claims - Anthem | 2016 |
| 1/5/2021 | Claims 2017 | 353.20 | 210 | Medical Claims - Anthem | 2017 |
| 1/12/2021 | Claims 2017 | (524.75) | 210 | Medical Claims - Anthem | 2017 |
| 1/19/2021 | Claims 2017 | (15,901.50) | 210 | Medical Claims - Anthem | 2017 |
| 1/26/2021 | Claims 2017 | (1.89) | 210 | Medical Claims - Anthem | 2017 |
| 1/14/2021 | Claims 2017 | (12.27) | 310 | Pharmacy Claims - CVS | 2017 |
| 1/20/2021 | Claims 2017 | (30.29) | 310 | Pharmacy Claims - CVS | 2017 |
| 1/28/2021 | Claims 2017 | 44.84 | 310 | Pharmacy Claims - CVS | 2017 |
| 1/5/2021 | Claims 2018 | 663.99 | 210 | Medical Claims - Anthem | 2018 |
| 1/12/2021 | Claims 2018 | (11,236.07) | 210 | Medical Claims - Anthem | 2018 |
| 1/19/2021 | Claims 2018 | 35,745.98 | 210 | Medical Claims - Anthem | 2018 |
| 1/26/2021 | Claims 2018 | 8,145.80 | 210 | Medical Claims - Anthem | 2018 |
| 1/8/2021 | Claims 2018 | (2,000.63) | 310 | Pharmacy Claims - CVS | 2018 |
| 1/20/2021 | Claims 2018 | (1,177.89) | 310 | Pharmacy Claims - CVS | 2018 |
| 1/28/2021 | Claims 2018 | (183.36) | 310 | Pharmacy Claims - CVS | 2018 |
| 1/25/2021 | 3rd quarter 2020 CVS rebate | 2,839,272.58 | 121 | Drug Rebates - CVS | 2019 |
| 1/5/2021 | Claims 2019 | (123,138.37) | 210 | Medical Claims - Anthem | 2019 |
| 1/12/2021 | Claims 2019 | 17,111.53 | 210 | Medical Claims - Anthem | 2019 |
| 1/19/2021 | Claims 2019 | (34,303.38) | 210 | Medical Claims - Anthem | 2019 |
| 1/26/2021 | Claims 2019 | 3,266.01 | 210 | Medical Claims - Anthem | 2019 |
| 1/5/2021 | CDHPHRA 2019 | (2.42) | 213 | HRA Embedded Claims - Wage Works | 2019 |
| 1/8/2021 | Claims 2019 | (6,656.30) | 310 | Pharmacy Claims - CVS | 2019 |
| 1/20/2021 | Claims 2019 | (2.20) | 310 | Pharmacy Claims - CVS | 2019 |
| 1/28/2021 | Claims 2019 | 983.81 | 310 | Pharmacy Claims - CVS | 2019 |
| 1/13/2021 | DEPT 794 | (501.40) | 101 | Premiums | 2020 |
| 1/5/2021 | Health Insurance Premiums 2020 | 11,751.99 | 101 | Premiums | 2020 |
| 1/8/2021 | Health Insurance Premiums 2020 | 38,098.32 | 101 | Premiums | 2020 |
| 1/4/2021 | COBRA premiums Nov 2020 - WW | 171,176.48 | 101 | Premiums | 2020 |
| 1/6/2021 | Jefferson Co BOE Dec 2020 Health | 1,773,590.91 | 101 | Premiums | 2020 |
| 1/4/2021 | Health Insurance Premiums 2020 | 1,264,610.29 | 101 | Premiums | 2020 |
| 1/4/2021 | HRA Waiver 2020 | 175.00 | 102 | HRA Waiver Contribution | 2020 |
| 1/4/2021 | Health Insurance Premiums 2020 | 1,962,504.89 | 101 | Premiums | 2020 |
| 1/4/2021 | HRA Waiver 2020 | 10,675.00 | 102 | HRA Waiver Contribution | 2020 |
| 1/4/2021 | HRA Waiver Dental/Vision 2020 | 3,850.00 | 102 | HRA Waiver Contribution | 2020 |
| 1/4/2021 | Health Insurance Premiums 2020 | 567,800.27 | 101 | Premiums | 2020 |
| 1/4/2021 | HRA Waiver 2020 | 175.00 | 102 | HRA Waiver Contribution | 2020 |
| 1/4/2021 | HRA Waiver Dental/Vision 2020 | 175.00 | 102 | HRA Waiver Contribution | 2020 |

Kentucky Employees' Health Plan – Status Report
1st Quarter, 2021
Attachment A – Transaction Report
Page A-2

| Date | Description | Amount | LRC Code | LRC Description | Plan Year |
|-----------|----------------------------------|-----------------|----------|-------------------------|-----------|
| 1/5/2021 | Health Insurance Premiums 2020 | 10,204.94 | 101 | Premiums | 2020 |
| 1/5/2021 | HRA Waiver 2020 | 2,625.00 | 102 | HRA Waiver Contribution | 2020 |
| 1/5/2021 | HRA Waiver Dental/Vision 2020 | 2,100.00 | 102 | HRA Waiver Contribution | 2020 |
| 1/5/2021 | Health Insurance Premiums 2020 | 3,779.54 | 101 | Premiums | 2020 |
| 1/6/2021 | Health Insurance Premiums 2020 | 9,397.14 | 101 | Premiums | 2020 |
| 1/5/2021 | Fayette Co BOE Dec 2020 Health | 770,378.95 | 101 | Premiums | 2020 |
| 1/6/2021 | Health Insurance Premiums 2020 | (209,658.37) | 101 | Premiums | 2020 |
| 1/13/2021 | Health Insurance Premiums 2020 | 1,075.54 | 101 | Premiums | 2020 |
| 1/6/2021 | Health Insurance Premiums 2020 | 975,681.97 | 101 | Premiums | 2020 |
| 1/6/2021 | HRA Waiver 2020 | 175.00 | 102 | HRA Waiver Contribution | 2020 |
| 1/6/2021 | HRA Waiver Dental/Vision 2020 | 175.00 | 102 | HRA Waiver Contribution | 2020 |
| 1/6/2021 | KCTCS Dec 2020 health ins | 3,175,383.42 | 101 | Premiums | 2020 |
| 1/6/2021 | KCTCS Dec 2020 health premiums | 108,546.54 | 101 | Premiums | 2020 |
| 1/14/2021 | Caremark /Overpayment in Dupinex | 1,507.92 | 310 | Pharmacy Claims - CVS | 2020 |
| 1/7/2021 | Health Insurance Premiums 2020 | 604,105.31 | 101 | Premiums | 2020 |
| 1/7/2021 | HRA Waiver 2020 | 3,412.50 | 102 | HRA Waiver Contribution | 2020 |
| 1/7/2021 | HRA Waiver Dental/Vision 2020 | 525.00 | 102 | HRA Waiver Contribution | 2020 |
| 1/13/2021 | CDHPHRA (Embedded) | 4,129.72 | 102 | HRA Waiver Contribution | 2020 |
| 1/13/2021 | WDVHRA | 318.00 | 102 | HRA Waiver Contribution | 2020 |
| 1/13/2021 | WHRA | 2,112.77 | 102 | HRA Waiver Contribution | 2020 |
| 1/11/2021 | Health Insurance Premiums 2020 | 168,566.59 | 101 | Premiums | 2020 |
| 1/8/2021 | Health Insurance Premiums 2020 | 1,558,066.30 | 101 | Premiums | 2020 |
| 1/8/2021 | HRA Waiver 2020 | 700.00 | 102 | HRA Waiver Contribution | 2020 |
| 1/8/2021 | HRA Waiver Dental/Vision 2020 | 700.00 | 102 | HRA Waiver Contribution | 2020 |
| 1/11/2021 | Health Insurance Premiums 2020 | 229,936.87 | 101 | Premiums | 2020 |
| 1/11/2021 | Health Insurance Premiums 2020 | 44,908.52 | 101 | Premiums | 2020 |
| 1/13/2021 | Health Insurance Premiums 2020 | 13,563.30 | 101 | Premiums | 2020 |
| 1/22/2021 | Health Insurance Premiums 2020 | 1,234.18 | 101 | Premiums | 2020 |
| 1/14/2021 | Health Insurance Premiums 2020 | 20,515.44 | 101 | Premiums | 2020 |
| 1/14/2021 | HRA Waiver 2020 | 525.00 | 102 | HRA Waiver Contribution | 2020 |
| 1/14/2021 | HRA Waiver Dental/Vision 2020 | 175.00 | 102 | HRA Waiver Contribution | 2020 |
| 1/15/2021 | Health Insurance Premiums 2020 | 17,780.55 | 101 | Premiums | 2020 |
| 1/20/2021 | Health Insurance Premiums 2020 | 50,641.64 | 101 | Premiums | 2020 |
| 1/28/2021 | Health Insurance Premiums 2020 | 3,982.92 | 101 | Premiums | 2020 |
| 1/25/2021 | 3rd quarter 2020 CVS rebate | 38,937,486.77 | 121 | Drug Rebates - CVS | 2020 |
| 1/25/2021 | COBRA premiums Dec 2020 - WW | 168,529.12 | 101 | Premiums | 2020 |
| 1/27/2021 | Health Insurance Premiums 2020 | 27,016.12 | 101 | Premiums | 2020 |
| 1/29/2021 | Health Insurance Premiums 2020 | 120.00 | 101 | Premiums | 2020 |
| 1/5/2021 | Claims 2020 | (14,945,089.05) | 210 | Medical Claims - Anthem | 2020 |
| 1/12/2021 | Claims 2020 | (29,077,359.54) | 210 | Medical Claims - Anthem | 2020 |
| 1/14/2021 | Premise Health - Dec 2020 | (112,681.23) | 210 | Medical Claims - Anthem | 2020 |

Kentucky Employees' Health Plan – Status Report
1st Quarter, 2021
Attachment A – Transaction Report
Page A-3

| Date | Description | Amount | LRC Code | LRC Description | Plan Year |
|-----------|--|-----------------|----------|----------------------------------|-----------|
| 1/19/2021 | DC FSA 2020 | (1,965.60) | 216 | Wage Works Admin | 2020 |
| 1/19/2021 | HCDC FSA 2020 | (3,183.60) | 216 | Wage Works Admin | 2020 |
| 1/19/2021 | HC FSA 2020 | (73,323.60) | 216 | Wage Works Admin | 2020 |
| 1/19/2021 | HRA 2020 | (339,337.60) | 216 | Wage Works Admin | 2020 |
| 1/19/2021 | Administration of Paper Claims | (666.00) | 311 | CVS Admin | 2020 |
| 1/19/2021 | Electronic Claims Processing | (114,595.20) | 311 | CVS Admin | 2020 |
| 1/19/2021 | INCENTIVE FULFILLMENT MM/YYYY | (68,180.74) | 221 | Staywell Admin | 2020 |
| 1/19/2021 | PART/ENGAGEMENT PKG 12/2020 | (23,324.99) | 221 | Staywell Admin | 2020 |
| 1/19/2021 | Phone/virtual coaching11/2020 | (31,850.00) | 221 | Staywell Admin | 2020 |
| 1/19/2021 | PHYSICIAN FORM -11/2020 | (1,070.00) | 221 | Staywell Admin | 2020 |
| 1/19/2021 | POSTAGE 11/2020 | (46,392.03) | 221 | Staywell Admin | 2020 |
| 1/19/2021 | Wellness Platform,Core12/2020 | (215,307.60) | 221 | Staywell Admin | 2020 |
| 1/19/2021 | Claims 2020 | (17,180,750.44) | 210 | Medical Claims - Anthem | 2020 |
| 1/20/2021 | COBRA General Notice Fee | (5,217.00) | 216 | Wage Works Admin | 2020 |
| 1/20/2021 | COBRA MONTHLY (PPPM) | (45,500.00) | 216 | Wage Works Admin | 2020 |
| 1/20/2021 | Customized Mailings | (27,135.00) | 216 | Wage Works Admin | 2020 |
| 1/20/2021 | ANTHEM ASO FEES | (3,737.25) | 215 | Anthem Admin | 2020 |
| 1/21/2021 | Administration of Paper Claims | (148.50) | 311 | CVS Admin | 2020 |
| 1/21/2021 | Appeals | (29,490.00) | 311 | CVS Admin | 2020 |
| 1/21/2021 | Claims (Clinical Mailings) | (111.00) | 311 | CVS Admin | 2020 |
| 1/21/2021 | Drug Savings Review | (79,334.10) | 311 | CVS Admin | 2020 |
| 1/21/2021 | Electronic Claims Processing | (91,641.20) | 311 | CVS Admin | 2020 |
| 1/21/2021 | Enhanced Safety & Monitoring | (10,577.88) | 311 | CVS Admin | 2020 |
| 1/21/2021 | Nursing Services | (9,090.00) | 311 | CVS Admin | 2020 |
| 1/21/2021 | Per Diam Fees | (150.00) | 311 | CVS Admin | 2020 |
| 1/21/2021 | Pharmacy Advisor Counseling | (158,668.20) | 311 | CVS Admin | 2020 |
| 1/21/2021 | Prior Authorization | (63,540.00) | 311 | CVS Admin | 2020 |
| 1/22/2021 | MDX/COMPASS INCENTIVES DECEMBER 2020 | (24,835.00) | 210 | Medical Claims - Anthem | 2020 |
| 1/26/2021 | Claims 2020 | (16,707,931.17) | 210 | Medical Claims - Anthem | 2020 |
| 1/8/2021 | Health Insurance Refund | (76.40) | 101 | Premiums | 2020 |
| 1/12/2021 | KDE - Health Insurance Premiums 2020 | 59,201,710.83 | 101 | Premiums | 2020 |
| 1/12/2021 | KDE - HRA Waiver 2021 | 2,406,541.48 | 102 | HRA Waiver Contribution | 2020 |
| 1/12/2021 | KDE - HRA Waiver Dental/Vision 2021 | 763,633.20 | 102 | HRA Waiver Contribution | 2020 |
| 1/12/2021 | KDE - WW Healil Equity FSA Admin | 50,178.80 | 216 | Wage Works Admin | 2020 |
| 1/21/2021 | ISS FACILITY SERVICES CLINIC JANITORIAL SERVICES L&N BLDG - DECEMBER 2020 | (255.52) | 502 | Transfer for Clinic Services | 2020 |
| 1/21/2021 | ISS Facility Services Clinic Janitorial Services CANX, CHR, 300 BLDG, and 500 MERO 12/2020 | (1,022.08) | 502 | Transfer for Clinic Services | 2020 |
| 1/5/2021 | CDHPHRA 2020 | (939,714.18) | 213 | HRA Embedded Claims - Wage Works | 2020 |
| 1/5/2021 | HRA Waiver 2020 | (498,006.14) | 214 | HRA Waiver Claims - Wage Works | 2020 |
| 1/5/2021 | HRA Waiver D/V 2020 | (186,144.12) | 214 | HRA Waiver Claims - Wage Works | 2020 |

Kentucky Employees' Health Plan – Status Report
1st Quarter, 2021
Attachment A – Transaction Report
Page A-4

| Date | Description | Amount | LRC Code | LRC Description | Plan Year |
|-----------|---------------------|-----------------|----------|----------------------------------|-----------|
| 1/6/2021 | CDHPHRA 2020 | (38,221.04) | 213 | HRA Embedded Claims - Wage Works | 2020 |
| 1/6/2021 | HRA Waiver 2020 | (19,970.48) | 214 | HRA Waiver Claims - Wage Works | 2020 |
| 1/6/2021 | HRA Waiver D/V 2020 | (6,749.59) | 214 | HRA Waiver Claims - Wage Works | 2020 |
| 1/7/2021 | CDHPHRA 2020 | (60,179.84) | 213 | HRA Embedded Claims - Wage Works | 2020 |
| 1/7/2021 | HRA Waiver 2020 | (34,924.21) | 214 | HRA Waiver Claims - Wage Works | 2020 |
| 1/7/2021 | HRA Waiver D/V 2020 | (11,529.28) | 214 | HRA Waiver Claims - Wage Works | 2020 |
| 1/8/2021 | Claims 2020 | (11,366,822.49) | 310 | Pharmacy Claims - CVS | 2020 |
| 1/8/2021 | CDHPHRA 2020 | (28,261.81) | 213 | HRA Embedded Claims - Wage Works | 2020 |
| 1/8/2021 | HRA Waiver 2020 | (18,208.30) | 214 | HRA Waiver Claims - Wage Works | 2020 |
| 1/8/2021 | HRA Waiver D/V 2020 | (11,874.18) | 214 | HRA Waiver Claims - Wage Works | 2020 |
| 1/11/2021 | CDHPHRA 2020 | (23,426.16) | 213 | HRA Embedded Claims - Wage Works | 2020 |
| 1/11/2021 | HRA Waiver 2020 | (24,488.09) | 214 | HRA Waiver Claims - Wage Works | 2020 |
| 1/11/2021 | HRA Waiver D/V 2020 | (2,841.17) | 214 | HRA Waiver Claims - Wage Works | 2020 |
| 1/12/2021 | CDHPHRA 2020 | (17,818.10) | 213 | HRA Embedded Claims - Wage Works | 2020 |
| 1/12/2021 | HRA Waiver 2020 | (18,065.48) | 214 | HRA Waiver Claims - Wage Works | 2020 |
| 1/12/2021 | HRA Waiver D/V 2020 | (10,956.76) | 214 | HRA Waiver Claims - Wage Works | 2020 |
| 1/13/2021 | CDHPHRA 2020 | (19,023.33) | 213 | HRA Embedded Claims - Wage Works | 2020 |
| 1/13/2021 | HRA Waiver 2020 | (11,430.79) | 214 | HRA Waiver Claims - Wage Works | 2020 |
| 1/13/2021 | HRA Waiver D/V 2020 | (2,950.38) | 214 | HRA Waiver Claims - Wage Works | 2020 |
| 1/14/2021 | CDHPHRA 2020 | (60,631.04) | 213 | HRA Embedded Claims - Wage Works | 2020 |
| 1/14/2021 | HRA Waiver 2020 | (24,784.47) | 214 | HRA Waiver Claims - Wage Works | 2020 |
| 1/14/2021 | HRA Waiver D/V 2020 | (3,815.10) | 214 | HRA Waiver Claims - Wage Works | 2020 |
| 1/14/2021 | Claims 2020 | 1,153,352.23 | 310 | Pharmacy Claims - CVS | 2020 |
| 1/15/2021 | CDHPHRA 2020 | (9,103.30) | 213 | HRA Embedded Claims - Wage Works | 2020 |
| 1/15/2021 | HRA Waiver 2020 | (11,330.50) | 214 | HRA Waiver Claims - Wage Works | 2020 |
| 1/15/2021 | HRA Waiver D/V 2020 | (2,947.09) | 214 | HRA Waiver Claims - Wage Works | 2020 |
| 1/19/2021 | Incentive Prefund | (644,329.82) | 222 | Staywell Claims Reimbursement | 2020 |
| 1/19/2021 | CDHPHRA 2020 | (21,710.59) | 213 | HRA Embedded Claims - Wage Works | 2020 |
| 1/19/2021 | HRA Waiver 2020 | (9,235.83) | 214 | HRA Waiver Claims - Wage Works | 2020 |
| 1/19/2021 | HRA Waiver D/V 2020 | (2,319.71) | 214 | HRA Waiver Claims - Wage Works | 2020 |
| 1/20/2021 | CDHPHRA 2020 | (35,055.47) | 213 | HRA Embedded Claims - Wage Works | 2020 |
| 1/20/2021 | HRA Waiver 2020 | (13,017.73) | 214 | HRA Waiver Claims - Wage Works | 2020 |
| 1/20/2021 | HRA Waiver D/V 2020 | (251.46) | 214 | HRA Waiver Claims - Wage Works | 2020 |
| 1/20/2021 | Claims 2020 | 345,297.74 | 310 | Pharmacy Claims - CVS | 2020 |
| 1/20/2021 | Incentive Prefund | (560.00) | 222 | Staywell Claims Reimbursement | 2020 |
| 1/21/2021 | CDHPHRA 2020 | (18,720.09) | 213 | HRA Embedded Claims - Wage Works | 2020 |
| 1/21/2021 | HRA Waiver 2020 | (5,728.08) | 214 | HRA Waiver Claims - Wage Works | 2020 |
| 1/21/2021 | HRA Waiver D/V 2020 | (1,371.55) | 214 | HRA Waiver Claims - Wage Works | 2020 |
| 1/22/2021 | CDHPHRA 2020 | (56,242.68) | 213 | HRA Embedded Claims - Wage Works | 2020 |
| 1/22/2021 | HRA Waiver 2020 | (39,653.49) | 214 | HRA Waiver Claims - Wage Works | 2020 |
| 1/22/2021 | HRA Waiver D/V 2020 | (4,116.51) | 214 | HRA Waiver Claims - Wage Works | 2020 |

Kentucky Employees' Health Plan – Status Report
1st Quarter, 2021
Attachment A – Transaction Report
Page A-5

| Date | Description | Amount | LRC Code | LRC Description | Plan Year |
|-----------|---|---------------|----------|----------------------------------|-----------|
| 1/25/2021 | CDHPHRA 2020 | (15,502.45) | 213 | HRA Embedded Claims - Wage Works | 2020 |
| 1/25/2021 | HRA Waiver 2020 | (11,142.82) | 214 | HRA Waiver Claims - Wage Works | 2020 |
| 1/25/2021 | HRA Waiver D/V 2020 | (708.39) | 214 | HRA Waiver Claims - Wage Works | 2020 |
| 1/26/2021 | CDHPHRA 2020 | (12,249.94) | 213 | HRA Embedded Claims - Wage Works | 2020 |
| 1/26/2021 | HRA Waiver 2020 | (10,927.91) | 214 | HRA Waiver Claims - Wage Works | 2020 |
| 1/26/2021 | HRA Waiver D/V 2020 | (481.24) | 214 | HRA Waiver Claims - Wage Works | 2020 |
| 1/27/2021 | CDHPHRA 2020 | (12,676.55) | 213 | HRA Embedded Claims - Wage Works | 2020 |
| 1/27/2021 | HRA Waiver 2020 | (11,353.40) | 214 | HRA Waiver Claims - Wage Works | 2020 |
| 1/27/2021 | HRA Waiver D/V 2020 | (5,442.64) | 214 | HRA Waiver Claims - Wage Works | 2020 |
| 1/28/2021 | Claims 2020 | 9,988.26 | 310 | Pharmacy Claims - CVS | 2020 |
| 1/28/2021 | CDHPHRA 2020 | (10,856.01) | 213 | HRA Embedded Claims - Wage Works | 2020 |
| 1/28/2021 | HRA Waiver 2020 | (11,075.23) | 214 | HRA Waiver Claims - Wage Works | 2020 |
| 1/28/2021 | HRA Waiver D/V 2020 | (1,035.00) | 214 | HRA Waiver Claims - Wage Works | 2020 |
| 1/29/2021 | CDHPHRA 2020 | (13,125.02) | 213 | HRA Embedded Claims - Wage Works | 2020 |
| 1/29/2021 | HRA Waiver 2020 | (12,596.14) | 214 | HRA Waiver Claims - Wage Works | 2020 |
| 1/29/2021 | HRA Waiver D/V 2020 | (1,452.25) | 214 | HRA Waiver Claims - Wage Works | 2020 |
| 1/20/2021 | pilot acupuncture program | (4,336.74) | 210 | Medical Claims - Anthem | 2020 |
| 1/26/2021 | Health Ins. Dep. Eligibility Audit Dec 2020 | (5,474.00) | 219 | Ongoing Dependent Eligibility | 2020 |
| 2/2/2021 | Interest Income | (1,212.76) | 110 | Interest Income | 2021 |
| 1/11/2021 | HRA Waiver 2021 | 294,875.00 | 102 | HRA Waiver Contribution | 2021 |
| 1/11/2021 | Health Insurance Premiums 2021 | 13,067,713.04 | 101 | Premiums | 2021 |
| 1/25/2021 | HRA Waiver 2021 | 298,200.00 | 102 | HRA Waiver Contribution | 2021 |
| 1/25/2021 | Health Insurance Premiums 2021 | 13,082,644.18 | 101 | Premiums | 2021 |
| 1/14/2021 | HRA Waiver 2021 | 175.00 | 102 | HRA Waiver Contribution | 2021 |
| 1/14/2021 | Health Insurance Premiums 2021 | 1,885.82 | 101 | Premiums | 2021 |
| 1/19/2021 | Health Insurance Premiums 2021 | 366.13 | 101 | Premiums | 2021 |
| 1/28/2021 | HRA Waiver 2021 | 175.00 | 102 | HRA Waiver Contribution | 2021 |
| 1/28/2021 | Health Insurance Premiums 2021 | 2,250.35 | 101 | Premiums | 2021 |
| 1/5/2021 | Longmeyer Restitution Payments | 1,000.00 | 501 | Operating Transfer/Exp & Adj | 2021 |
| 1/11/2021 | Health Insurance Premiums 2021 | 84.86 | 101 | Premiums | 2021 |
| 1/11/2021 | Health Insurance Premiums 2021 | 29,110.12 | 101 | Premiums | 2021 |
| 1/11/2021 | Health Insurance Premiums 2021 | 163,665.02 | 101 | Premiums | 2021 |
| 1/13/2021 | Health Insurance Premiums 2021 | 205,802.36 | 101 | Premiums | 2021 |
| 1/13/2021 | HRA Waiver 2021 | 700.00 | 102 | HRA Waiver Contribution | 2021 |
| 1/22/2021 | Health Insurance Premiums 2021 | 188.76 | 101 | Premiums | 2021 |
| 1/14/2021 | Health Insurance Premiums 2021 | 245,379.46 | 101 | Premiums | 2021 |
| 1/14/2021 | HRA Waiver 2021 | 2,275.00 | 102 | HRA Waiver Contribution | 2021 |
| 1/14/2021 | HRA Waiver Dental/Vision 2021 | 350.00 | 102 | HRA Waiver Contribution | 2021 |
| 1/15/2021 | Health Insurance Premiums 2021 | 83,119.48 | 101 | Premiums | 2021 |
| 1/15/2021 | HRA Waiver 2021 | 175.00 | 102 | HRA Waiver Contribution | 2021 |
| 1/15/2021 | HRA Waiver Dental/Vision 2021 | 175.00 | 102 | HRA Waiver Contribution | 2021 |

Kentucky Employees' Health Plan – Status Report
1st Quarter, 2021
Attachment A – Transaction Report
Page A-6

| Date | Description | Amount | LRC Code | LRC Description | Plan Year |
|-----------|---|----------------|----------|------------------------------------|-----------|
| 1/20/2021 | Health Insurance Premiums 2021 | 192,992.51 | 101 | Premiums | 2021 |
| 1/20/2021 | Health Insurance Premiums 2021 | 302,301.59 | 101 | Premiums | 2021 |
| 1/20/2021 | HRA Waiver 2021 | 350.00 | 102 | HRA Waiver Contribution | 2021 |
| 1/20/2021 | HRA Waiver Dental/Vision 2021 | 175.00 | 102 | HRA Waiver Contribution | 2021 |
| 1/20/2021 | Health Insurance Premiums 2021 | 4,386.88 | 101 | Premiums | 2021 |
| 1/20/2021 | HRA Waiver 2021 | 175.00 | 102 | HRA Waiver Contribution | 2021 |
| 1/20/2021 | Health Insurance Premiums 2021 | 75,711.75 | 101 | Premiums | 2021 |
| 1/22/2021 | Health Insurance Premiums 2021 | 62,529.40 | 101 | Premiums | 2021 |
| 1/21/2021 | Health Insurance Premiums 2021 | 241,692.05 | 101 | Premiums | 2021 |
| 1/28/2021 | Health Insurance Premiums 2021 | 4,922.02 | 101 | Premiums | 2021 |
| 1/22/2021 | Health Insurance Premiums 2021 | 163,922.68 | 101 | Premiums | 2021 |
| 1/25/2021 | Judicial Retirement Sys health insurance premiums 01/2021 | 3,982.88 | 101 | Premiums | 2021 |
| 1/25/2021 | Judicial Retirement Sys health insurance premiums 01/2021 | 70,441.52 | 101 | Premiums | 2021 |
| 1/22/2021 | Legislative Retirement Sys health insurance premiums 01/2021 | 3,437.16 | 101 | Premiums | 2021 |
| 1/22/2021 | Legislative Retirement Sys health premiums and admin fees 01/2021 | 34,280.52 | 101 | Premiums | 2021 |
| 1/25/2021 | Health Insurance Premiums 2021 | 326,978.74 | 101 | Premiums | 2021 |
| 1/25/2021 | Health Insurance Premiums 2021 | 340,679.60 | 101 | Premiums | 2021 |
| 1/25/2021 | Health Insurance Premiums 2021 | 12,338.86 | 101 | Premiums | 2021 |
| 1/26/2021 | Health Insurance Premiums 2021 | 53,941.24 | 101 | Premiums | 2021 |
| 1/27/2021 | Health Insurance Premiums 2021 | 277,271.78 | 101 | Premiums | 2021 |
| 1/27/2021 | HRA Waiver 2021 | 175.00 | 102 | HRA Waiver Contribution | 2021 |
| 1/27/2021 | HRA Waiver Dental/Vision 2021 | 525.00 | 102 | HRA Waiver Contribution | 2021 |
| 1/29/2021 | Health Insurance Premiums 2021 | 1,364,108.92 | 101 | Premiums | 2021 |
| 1/29/2021 | HRA Waiver 2021 | 175.00 | 102 | HRA Waiver Contribution | 2021 |
| 1/29/2021 | Fayette Co BOE Jan 2021 Health | 810,192.77 | 101 | Premiums | 2021 |
| 1/12/2021 | Claims 2021 | (546,166.49) | 210 | Medical Claims - Anthem | 2021 |
| 1/15/2021 | MDX SAPPHIRE - MEG ADMIN FEES 01-2021 | (26,372.00) | 217 | MDX Medical Admin - Compass Choice | 2021 |
| 1/15/2021 | MDX SAPPHIRE - SMARTSHOPPER ADMIN FEES 01/2021 | (77,475.20) | 217 | MDX Medical Admin - Compass Choice | 2021 |
| 1/19/2021 | Claims 2021 | (3,231,888.14) | 210 | Medical Claims - Anthem | 2021 |
| 1/21/2021 | Anthem ASO Fees 01/2021 | (3,751,554.60) | 215 | Anthem Admin | 2021 |
| 1/22/2021 | Administration of Paper Claims | (724.50) | 311 | CVS Admin | 2021 |
| 1/22/2021 | Electronic Claims Processing | (78,309.25) | 311 | CVS Admin | 2021 |
| 1/22/2021 | Administration of Paper Claims | (441.00) | 311 | CVS Admin | 2021 |
| 1/22/2021 | Electronic Claims Processing | (78,638.75) | 311 | CVS Admin | 2021 |
| 1/26/2021 | Claims 2021 | (6,764,459.24) | 210 | Medical Claims - Anthem | 2021 |
| 1/28/2021 | Administration of Paper Claims | (583.50) | 311 | CVS Admin | 2021 |
| 1/28/2021 | Electronic Claims Processing | (77,882.00) | 311 | CVS Admin | 2021 |
| 1/14/2021 | KRS Jan 2021 health insurance premiums | 23,696,686.84 | 101 | Premiums | 2021 |
| 1/28/2021 | KTRS health insurance premiums 01/2021 | 8,547,183.81 | 101 | Premiums | 2021 |

Kentucky Employees' Health Plan – Status Report
1st Quarter, 2021
Attachment A – Transaction Report
Page A-7

| Date | Description | Amount | LRC Code | LRC Description | Plan Year |
|-----------|--|-----------------|----------|----------------------------------|-----------|
| 1/7/2021 | 3rd Quarter FY21 DEI Transfer from 2500 Fund to 13CG | (2,066,859.17) | 501 | Operating Transfer/Exp & Adj | 2021 |
| 1/5/2021 | CDHPHRA 2021 | (73,130.23) | 213 | HRA Embedded Claims - Wage Works | 2021 |
| 1/5/2021 | HRA Waiver 2021 | (49,370.33) | 214 | HRA Waiver Claims - Wage Works | 2021 |
| 1/5/2021 | HRA Waiver D/V 2021 | (9,783.32) | 214 | HRA Waiver Claims - Wage Works | 2021 |
| 1/6/2021 | CDHPHRA 2021 | (58,241.79) | 213 | HRA Embedded Claims - Wage Works | 2021 |
| 1/6/2021 | HRA Waiver 2021 | (38,208.73) | 214 | HRA Waiver Claims - Wage Works | 2021 |
| 1/6/2021 | HRA Waiver D/V 2021 | (2,887.93) | 214 | HRA Waiver Claims - Wage Works | 2021 |
| 1/7/2021 | CDHPHRA 2021 | (206,638.73) | 213 | HRA Embedded Claims - Wage Works | 2021 |
| 1/7/2021 | HRA Waiver 2021 | (118,488.90) | 214 | HRA Waiver Claims - Wage Works | 2021 |
| 1/7/2021 | HRA Waiver D/V 2021 | (21,676.78) | 214 | HRA Waiver Claims - Wage Works | 2021 |
| 1/8/2021 | Claims 2021 | (21,355.71) | 310 | Pharmacy Claims - CVS | 2021 |
| 1/8/2021 | CDHPHRA 2021 | (238,684.48) | 213 | HRA Embedded Claims - Wage Works | 2021 |
| 1/8/2021 | HRA Waiver 2021 | (127,502.41) | 214 | HRA Waiver Claims - Wage Works | 2021 |
| 1/8/2021 | HRA Waiver D/V 2021 | (31,987.69) | 214 | HRA Waiver Claims - Wage Works | 2021 |
| 1/11/2021 | CDHPHRA 2021 | (202,134.90) | 213 | HRA Embedded Claims - Wage Works | 2021 |
| 1/11/2021 | HRA Waiver 2021 | (100,323.96) | 214 | HRA Waiver Claims - Wage Works | 2021 |
| 1/11/2021 | HRA Waiver D/V 2021 | (22,255.66) | 214 | HRA Waiver Claims - Wage Works | 2021 |
| 1/12/2021 | CDHPHRA 2021 | (430,114.54) | 213 | HRA Embedded Claims - Wage Works | 2021 |
| 1/12/2021 | HRA Waiver 2021 | (247,379.35) | 214 | HRA Waiver Claims - Wage Works | 2021 |
| 1/12/2021 | HRA Waiver D/V 2021 | (71,885.46) | 214 | HRA Waiver Claims - Wage Works | 2021 |
| 1/13/2021 | CDHPHRA 2021 | (66,966.36) | 213 | HRA Embedded Claims - Wage Works | 2021 |
| 1/13/2021 | HRA Waiver 2021 | (37,968.01) | 214 | HRA Waiver Claims - Wage Works | 2021 |
| 1/13/2021 | HRA Waiver D/V 2021 | (5,100.94) | 214 | HRA Waiver Claims - Wage Works | 2021 |
| 1/14/2021 | CDHPHRA 2021 | (193,254.45) | 213 | HRA Embedded Claims - Wage Works | 2021 |
| 1/14/2021 | HRA Waiver 2021 | (111,247.85) | 214 | HRA Waiver Claims - Wage Works | 2021 |
| 1/14/2021 | HRA Waiver D/V 2021 | (22,415.32) | 214 | HRA Waiver Claims - Wage Works | 2021 |
| 1/14/2021 | Claims 2021 | (8,940,816.88) | 310 | Pharmacy Claims - CVS | 2021 |
| 1/15/2021 | CDHPHRA 2021 | (210,208.65) | 213 | HRA Embedded Claims - Wage Works | 2021 |
| 1/15/2021 | HRA Waiver 2021 | (123,778.95) | 214 | HRA Waiver Claims - Wage Works | 2021 |
| 1/15/2021 | HRA Waiver D/V 2021 | (25,190.04) | 214 | HRA Waiver Claims - Wage Works | 2021 |
| 1/19/2021 | CDHPHRA 2021 | (233,632.83) | 213 | HRA Embedded Claims - Wage Works | 2021 |
| 1/19/2021 | HRA Waiver 2021 | (102,464.64) | 214 | HRA Waiver Claims - Wage Works | 2021 |
| 1/19/2021 | HRA Waiver D/V 2021 | (24,915.20) | 214 | HRA Waiver Claims - Wage Works | 2021 |
| 1/20/2021 | CDHPHRA 2021 | (547,603.19) | 213 | HRA Embedded Claims - Wage Works | 2021 |
| 1/20/2021 | HRA Waiver 2021 | (263,995.66) | 214 | HRA Waiver Claims - Wage Works | 2021 |
| 1/20/2021 | HRA Waiver D/V 2021 | (57,042.94) | 214 | HRA Waiver Claims - Wage Works | 2021 |
| 1/20/2021 | Claims 2021 | (10,941,335.08) | 310 | Pharmacy Claims - CVS | 2021 |
| 1/21/2021 | CDHPHRA 2021 | (189,999.84) | 213 | HRA Embedded Claims - Wage Works | 2021 |
| 1/21/2021 | HRA Waiver 2021 | (111,575.34) | 214 | HRA Waiver Claims - Wage Works | 2021 |
| 1/21/2021 | HRA Waiver D/V 2021 | (43,067.17) | 214 | HRA Waiver Claims - Wage Works | 2021 |

Kentucky Employees' Health Plan – Status Report
1st Quarter, 2021
Attachment A – Transaction Report
Page A-8

| Date | Description | Amount | LRC Code | LRC Description | Plan Year |
|-------------|---------------------|-------------------------|-----------------|----------------------------------|------------------|
| 1/22/2021 | CDHPHRA 2021 | (238,625.58) | 213 | HRA Embedded Claims - Wage Works | 2021 |
| 1/22/2021 | HRA Waiver 2021 | (127,414.54) | 214 | HRA Waiver Claims - Wage Works | 2021 |
| 1/22/2021 | HRA Waiver D/V 2021 | (41,313.87) | 214 | HRA Waiver Claims - Wage Works | 2021 |
| 1/25/2021 | CDHPHRA 2021 | (241,379.34) | 213 | HRA Embedded Claims - Wage Works | 2021 |
| 1/25/2021 | HRA Waiver 2021 | (92,601.27) | 214 | HRA Waiver Claims - Wage Works | 2021 |
| 1/25/2021 | HRA Waiver D/V 2021 | (32,124.50) | 214 | HRA Waiver Claims - Wage Works | 2021 |
| 1/26/2021 | CDHPHRA 2021 | (479,423.84) | 213 | HRA Embedded Claims - Wage Works | 2021 |
| 1/26/2021 | HRA Waiver 2021 | (219,008.55) | 214 | HRA Waiver Claims - Wage Works | 2021 |
| 1/26/2021 | HRA Waiver D/V 2021 | (52,343.33) | 214 | HRA Waiver Claims - Wage Works | 2021 |
| 1/27/2021 | CDHPHRA 2021 | (67,645.85) | 213 | HRA Embedded Claims - Wage Works | 2021 |
| 1/27/2021 | HRA Waiver 2021 | (38,329.76) | 214 | HRA Waiver Claims - Wage Works | 2021 |
| 1/27/2021 | HRA Waiver D/V 2021 | (3,070.90) | 214 | HRA Waiver Claims - Wage Works | 2021 |
| 1/28/2021 | Claims 2021 | (9,770,540.10) | 310 | Pharmacy Claims - CVS | 2021 |
| 1/28/2021 | CDHPHRA 2021 | (183,391.63) | 213 | HRA Embedded Claims - Wage Works | 2021 |
| 1/28/2021 | HRA Waiver 2021 | (89,461.31) | 214 | HRA Waiver Claims - Wage Works | 2021 |
| 1/28/2021 | HRA Waiver D/V 2021 | (18,804.60) | 214 | HRA Waiver Claims - Wage Works | 2021 |
| 1/29/2021 | CDHPHRA 2021 | (227,334.82) | 213 | HRA Embedded Claims - Wage Works | 2021 |
| 1/29/2021 | HRA Waiver 2021 | (106,556.82) | 214 | HRA Waiver Claims - Wage Works | 2021 |
| 1/29/2021 | HRA Waiver D/V 2021 | (24,657.67) | 214 | HRA Waiver Claims - Wage Works | 2021 |
| | January | <u>36,192,231.38</u> | | | |
| | Ending Balance | <u>\$397,892,616.21</u> | | | |

Kentucky Employees' Health Plan – Status Report
1st Quarter, 2021
Attachment A – Transaction Report
Page A-9

| January Account Summary | | |
|--------------------------------|---------------------------------------|-------------------------------|
| 101 | Premiums | 136,216,615.81 |
| 102 | HRA Waiver Contribution | 3,801,572.67 |
| 110 | Interest Income | (1,212.76) |
| 121 | Drug Rebates - CVS | 41,776,759.35 |
| 130 | Transfers From other plan year(s) | 0.00 |
| 210 | Medical Claims - Anthem | (88,718,849.33) |
| 213 | HRA Embedded Claims - Wage Works | (5,480,931.07) |
| 214 | HRA Waiver Claims - Wage Works | (3,659,125.21) |
| 215 | Anthem Admin | (3,755,291.85) |
| 216 | Wage Works Admin | (445,483.60) |
| 217 | MDX Medical Admin - Compass Choice | (103,847.20) |
| 218 | Rethink BH Services | 0.00 |
| 219 | Ongoing Dependent Eligibility Audit | (5,474.00) |
| 220 | Printing & Postage Services | 0.00 |
| 221 | Staywell Admin | (386,125.36) |
| 222 | Staywell Claims | (644,889.82) |
| 310 | Pharmacy Claims - CVS | (39,539,758.40) |
| 311 | CVS Admin | (794,591.08) |
| 500 | Transfers To other plan year(s) | 0.00 |
| 501 | Operating Transfer/ Exp & Adj | (2,065,859.17) |
| 502 | Transfer for Clinic Cleaning Services | (1,277.60) |
| 503 | Voided/NSF/Cancelled Check Fees | 0.00 |
| January Activity | | <u>\$36,192,231.38</u> |

Kentucky Employees' Health Plan – Status Report
1st Quarter, 2021
Attachment A – Transaction Report
Page A-10

FEBRUARY 2021 COMBINED TRANSACTION REPORT

| Date | Description | Amount | LRC Code | LRC Description | Plan Year |
|-------------|--|--------------------------------|-----------------|----------------------------------|------------------|
| | <u>Beginning Balance</u> | <u>\$397,892,616.21</u> | | | |
| 2/17/2021 | Humana Health Recoveries Q4-2020 For 2016 & unders | 40,074.00 | 201 | Medical Claims - Humana | 2016 |
| 2/2/2021 | Claims 2016 | (639.75) | 210 | Medical Claims - Anthem | 2016 |
| 2/8/2021 | Claims 2016 | 3,667.68 | 210 | Medical Claims - Anthem | 2016 |
| 2/15/2021 | Claims 2016 | (47,671.63) | 210 | Medical Claims - Anthem | 2016 |
| 2/22/2021 | Claims 2016 | 234.88 | 210 | Medical Claims - Anthem | 2016 |
| 2/4/2021 | Claims 2016 | (2,121.68) | 310 | Pharmacy Claims - CVS | 2016 |
| 2/17/2021 | Claims 2016 | 14.10 | 310 | Pharmacy Claims - CVS | 2016 |
| 2/2/2021 | Claims 2017 | 32.02 | 210 | Medical Claims - Anthem | 2017 |
| 2/8/2021 | Claims 2017 | 74.71 | 210 | Medical Claims - Anthem | 2017 |
| 2/15/2021 | Claims 2017 | (1,680.41) | 210 | Medical Claims - Anthem | 2017 |
| 2/22/2021 | Claims 2017 | 53.97 | 210 | Medical Claims - Anthem | 2017 |
| 2/4/2021 | Claims 2017 | (1.47) | 310 | Pharmacy Claims - CVS | 2017 |
| 2/2/2021 | Claims 2018 | (43,669.12) | 210 | Medical Claims - Anthem | 2018 |
| 2/8/2021 | Claims 2018 | (5,363.59) | 210 | Medical Claims - Anthem | 2018 |
| 2/15/2021 | Claims 2018 | 69,305.14 | 210 | Medical Claims - Anthem | 2018 |
| 2/22/2021 | Claims 2018 | (55,098.16) | 210 | Medical Claims - Anthem | 2018 |
| 2/4/2021 | Claims 2018 | (874.62) | 310 | Pharmacy Claims - CVS | 2018 |
| 2/10/2021 | Claims 2018 | (1,012.00) | 310 | Pharmacy Claims - CVS | 2018 |
| 2/17/2021 | Claims 2018 | (116.41) | 310 | Pharmacy Claims - CVS | 2018 |
| 2/25/2021 | Claims 2018 | (141.62) | 310 | Pharmacy Claims - CVS | 2018 |
| 2/2/2021 | Claims 2019 | (46,835.04) | 210 | Medical Claims - Anthem | 2019 |
| 2/8/2021 | Claims 2019 | 17,828.71 | 210 | Medical Claims - Anthem | 2019 |
| 2/15/2021 | Claims 2019 | (10,370.11) | 210 | Medical Claims - Anthem | 2019 |
| 2/22/2021 | Claims 2019 | 33,189.25 | 210 | Medical Claims - Anthem | 2019 |
| 2/4/2021 | CDHPHRA 2019 | (75.40) | 213 | HRA Embedded Claims - Wage Works | 2019 |
| 2/4/2021 | Claims 2019 | (13.34) | 310 | Pharmacy Claims - CVS | 2019 |
| 2/10/2021 | Claims 2019 | 1,374.99 | 310 | Pharmacy Claims - CVS | 2019 |
| 2/16/2021 | CDHPHRA 2019 | (493.21) | 213 | HRA Embedded Claims - Wage Works | 2019 |
| 2/25/2021 | Claims 2019 | (1,174.40) | 310 | Pharmacy Claims - CVS | 2019 |
| 2/25/2021 | DEPT 794 2 ITEMS | (1,002.80) | 101 | Premiums | 2020 |
| 2/3/2021 | Health Insurance Premiums 2020 | 36,973.45 | 101 | Premiums | 2020 |
| 2/12/2021 | Refund for overpayment on UK Acupuncture inv date 12/7/20 | 37.66 | 210 | Medical Claims - Anthem | 2020 |
| 2/2/2021 | Health Insurance Premiums 2020 | 50.90 | 101 | Premiums | 2020 |
| 2/3/2021 | Health Insurance Premiums 2020 | 2,785.96 | 101 | Premiums | 2020 |
| 2/4/2021 | Health Insurance Premiums 2020 | 5,969.56 | 101 | Premiums | 2020 |
| 2/8/2021 | Health Insurance Premiums 2020 | 812.75 | 101 | Premiums | 2020 |

Kentucky Employees' Health Plan – Status Report
1st Quarter, 2021
Attachment A – Transaction Report
Page A-11

| Date | Description | Amount | LRC Code | LRC Description | Plan Year |
|-----------|---|-----------------|----------|------------------------------------|-----------|
| 2/5/2021 | Health Insurance Premiums 2020 | 1,091.86 | 101 | Premiums | 2020 |
| 2/9/2021 | Health Insurance Premiums 2020 | 1,212.46 | 101 | Premiums | 2020 |
| 2/8/2021 | Health Insurance Premiums 2020 | 2,132.82 | 101 | Premiums | 2020 |
| 2/8/2021 | Health Insurance Premiums 2020 | 27,624.36 | 101 | Premiums | 2020 |
| 2/12/2021 | Health Insurance Premiums 2020 | 710.94 | 101 | Premiums | 2020 |
| 2/16/2021 | Health Insurance Premiums 2020 | 77.88 | 101 | Premiums | 2020 |
| 2/26/2021 | Health Insurance Premiums 2020 | 184.43 | 101 | Premiums | 2020 |
| 2/26/2021 | CDHP HRA 2020 | 13,978.31 | 213 | HRA Embedded Claims - Wage Works | 2020 |
| 2/26/2021 | HRA Waiver 2020 | 10,236.58 | 214 | HRA Waiver Claims - Wage Works | 2020 |
| 2/2/2021 | Claims 2020 | (10,193,711.71) | 210 | Medical Claims - Anthem | 2020 |
| 2/3/2021 | Phone/virtual coaching 12/2020 | (26,425.00) | 221 | Staywell Admin | 2020 |
| 2/3/2021 | PHYSICIAN FORM - 12/2020 | (1,840.00) | 221 | Staywell Admin | 2020 |
| 2/3/2021 | POSTAGE 12/2020 | (1,530.12) | 221 | Staywell Admin | 2020 |
| 2/8/2021 | Claims 2020 | (6,373,869.44) | 210 | Medical Claims - Anthem | 2020 |
| 2/9/2021 | Claims 2020 | (4,117.46) | 210 | Medical Claims - Anthem | 2020 |
| 2/9/2021 | Fees or members residing in other states | (200.86) | 215 | Anthem Admin | 2020 |
| 2/11/2021 | DC FSA 2020 | (1,388.80) | 216 | Wage Works Admin | 2020 |
| 2/11/2021 | HCDC FSA 2020 | (81.20) | 216 | Wage Works Admin | 2020 |
| 2/11/2021 | HC FSA 2020 | (4,068.40) | 216 | Wage Works Admin | 2020 |
| 2/15/2021 | Appeals | (22,650.00) | 311 | CVS Admin | 2020 |
| 2/15/2021 | Claims (Claims Adj & Clinical Mailings Credit) | (1,396.92) | 311 | CVS Admin | 2020 |
| 2/15/2021 | Drug Savings Review | (79,230.90) | 311 | CVS Admin | 2020 |
| 2/15/2021 | Enhanced Safety & Monitoring | (10,564.12) | 311 | CVS Admin | 2020 |
| 2/15/2021 | Pharmacy Advisor Counseling | (158,461.80) | 311 | CVS Admin | 2020 |
| 2/15/2021 | Prior Authorization | (69,630.00) | 311 | CVS Admin | 2020 |
| 2/15/2021 | MDX/SAPPHIRE MEG PER INTERACTION FEES 12-2020 | (1,200.00) | 217 | MDX Medical Admin - Compass Choice | 2020 |
| 2/15/2021 | Claims 2020 | (6,187,497.35) | 210 | Medical Claims - Anthem | 2020 |
| 2/22/2021 | Claims 2020 | (4,189,974.90) | 210 | Medical Claims - Anthem | 2020 |
| 2/9/2021 | Health Insurance Refund | (100.90) | 101 | Premiums | 2020 |
| 2/9/2021 | Health Insurance Refund | (84.86) | 101 | Premiums | 2020 |
| 2/9/2021 | Health Insurance Refund | (45.45) | 101 | Premiums | 2020 |
| 2/9/2021 | Health Insurance Refund | (79.56) | 101 | Premiums | 2020 |
| 2/9/2021 | Health Insurance Refund | (31.82) | 101 | Premiums | 2020 |
| 2/12/2021 | KDE Health Insurance Premiums | 76,685.51 | 101 | Premiums | 2020 |
| 2/12/2021 | KDE HRA Waiver Dental/Vision 2021 | 342,529.38 | 102 | HRA Waiver Contribution | 2020 |
| 2/2/2021 | Correct deposit fund allocations CR-794-21*15380 | 66.98 | 101 | Premiums | 2020 |
| 2/8/2021 | Correct deposit fund allocations CR-794-21*6966 | (7,639.83) | 101 | Premiums | 2020 |
| 2/8/2021 | Correct deposit fund allocations CR-794-21*6966 | 7,639.83 | 219 | Ongoing Dependent Eligibility | 2020 |

Kentucky Employees' Health Plan – Status Report
1st Quarter, 2021
Attachment A – Transaction Report
Page A-12

| Date | Description | Amount | LRC Code | LRC Description | Plan Year |
|-------------|---------------------|---------------|-----------------|----------------------------------|------------------|
| 2/1/2021 | CDHPHRA 2020 | (20,381.14) | 213 | HRA Embedded Claims - Wage Works | 2020 |
| 2/1/2021 | HRA Waiver 2020 | (14,240.63) | 214 | HRA Waiver Claims - Wage Works | 2020 |
| 2/1/2021 | HRA Waiver D/V 2020 | (630.30) | 214 | HRA Waiver Claims - Wage Works | 2020 |
| 2/2/2021 | CDHPHRA 2020 | (22,016.84) | 213 | HRA Embedded Claims - Wage Works | 2020 |
| 2/2/2021 | HRA Waiver 2020 | (11,088.80) | 214 | HRA Waiver Claims - Wage Works | 2020 |
| 2/2/2021 | HRA Waiver D/V 2020 | (2,282.83) | 214 | HRA Waiver Claims - Wage Works | 2020 |
| 2/3/2021 | CDHPHRA 2020 | (14,742.01) | 213 | HRA Embedded Claims - Wage Works | 2020 |
| 2/3/2021 | HRA Waiver 2020 | (16,843.01) | 214 | HRA Waiver Claims - Wage Works | 2020 |
| 2/3/2021 | HRA Waiver D/V 2020 | (3,288.12) | 214 | HRA Waiver Claims - Wage Works | 2020 |
| 2/4/2021 | CDHPHRA 2020 | (32,750.13) | 213 | HRA Embedded Claims - Wage Works | 2020 |
| 2/4/2021 | HRA Waiver 2020 | (14,935.59) | 214 | HRA Waiver Claims - Wage Works | 2020 |
| 2/4/2021 | HRA Waiver D/V 2020 | (1,526.40) | 214 | HRA Waiver Claims - Wage Works | 2020 |
| 2/4/2021 | Claims 2020 | 7,664.38 | 310 | Pharmacy Claims - CVS | 2020 |
| 2/5/2021 | CDHPHRA 2020 | (12,226.07) | 213 | HRA Embedded Claims - Wage Works | 2020 |
| 2/5/2021 | HRA Waiver 2020 | (4,030.53) | 214 | HRA Waiver Claims - Wage Works | 2020 |
| 2/5/2021 | HRA Waiver D/V 2020 | (790.54) | 214 | HRA Waiver Claims - Wage Works | 2020 |
| 2/8/2021 | CDHPHRA 2020 | (17,659.68) | 213 | HRA Embedded Claims - Wage Works | 2020 |
| 2/8/2021 | HRA Waiver 2020 | (12,087.13) | 214 | HRA Waiver Claims - Wage Works | 2020 |
| 2/8/2021 | HRA Waiver D/V 2020 | (904.79) | 214 | HRA Waiver Claims - Wage Works | 2020 |
| 2/9/2021 | CDHPHRA 2020 | (14,791.80) | 213 | HRA Embedded Claims - Wage Works | 2020 |
| 2/9/2021 | HRA Waiver 2020 | (3,362.13) | 214 | HRA Waiver Claims - Wage Works | 2020 |
| 2/9/2021 | HRA Waiver D/V 2020 | (797.63) | 214 | HRA Waiver Claims - Wage Works | 2020 |
| 2/10/2021 | CDHPHRA 2020 | (15,472.14) | 213 | HRA Embedded Claims - Wage Works | 2020 |
| 2/10/2021 | HRA Waiver 2020 | (5,053.85) | 214 | HRA Waiver Claims - Wage Works | 2020 |
| 2/10/2021 | HRA Waiver D/V 2020 | (696.15) | 214 | HRA Waiver Claims - Wage Works | 2020 |
| 2/10/2021 | Claims 2020 | 7,152.17 | 310 | Pharmacy Claims - CVS | 2020 |
| 2/11/2021 | CDHPHRA 2020 | (19,725.94) | 213 | HRA Embedded Claims - Wage Works | 2020 |
| 2/11/2021 | HRA Waiver 2020 | (6,974.37) | 214 | HRA Waiver Claims - Wage Works | 2020 |
| 2/11/2021 | HRA Waiver D/V 2020 | (1,182.10) | 214 | HRA Waiver Claims - Wage Works | 2020 |
| 2/12/2021 | CDHPHRA 2020 | (16,120.26) | 213 | HRA Embedded Claims - Wage Works | 2020 |
| 2/12/2021 | HRA Waiver 2020 | (8,741.30) | 214 | HRA Waiver Claims - Wage Works | 2020 |
| 2/12/2021 | HRA Waiver D/V 2020 | (419.46) | 214 | HRA Waiver Claims - Wage Works | 2020 |
| 2/16/2021 | CDHPHRA 2020 | (12,037.51) | 213 | HRA Embedded Claims - Wage Works | 2020 |
| 2/16/2021 | HRA Waiver 2020 | (7,768.70) | 214 | HRA Waiver Claims - Wage Works | 2020 |
| 2/16/2021 | HRA Waiver D/V 2020 | (631.74) | 214 | HRA Waiver Claims - Wage Works | 2020 |
| 2/16/2021 | CDHPHRA 2020 | (10,686.41) | 213 | HRA Embedded Claims - Wage Works | 2020 |
| 2/16/2021 | HRA Waiver 2020 | (7,012.85) | 214 | HRA Waiver Claims - Wage Works | 2020 |
| 2/16/2021 | HRA Waiver D/V 2020 | (1,570.04) | 214 | HRA Waiver Claims - Wage Works | 2020 |
| 2/17/2021 | Claims 2020 | (27,929.68) | 310 | Pharmacy Claims - CVS | 2020 |

Kentucky Employees' Health Plan – Status Report
1st Quarter, 2021
Attachment A – Transaction Report
Page A-13

| Date | Description | Amount | LRC Code | LRC Description | Plan Year |
|-----------|---|---------------|----------|----------------------------------|-----------|
| 2/18/2021 | CDHPHRA 2020 | (15,908.70) | 213 | HRA Embedded Claims - Wage Works | 2020 |
| 2/18/2021 | HRA Waiver 2020 | (11,222.89) | 214 | HRA Waiver Claims - Wage Works | 2020 |
| 2/18/2021 | HRA Waiver D/V 2020 | (1,858.06) | 214 | HRA Waiver Claims - Wage Works | 2020 |
| 2/19/2021 | CDHPHRA 2020 | (9,100.78) | 213 | HRA Embedded Claims - Wage Works | 2020 |
| 2/19/2021 | HRA Waiver 2020 | (3,824.89) | 214 | HRA Waiver Claims - Wage Works | 2020 |
| 2/19/2021 | HRA Waiver D/V 2020 | (289.00) | 214 | HRA Waiver Claims - Wage Works | 2020 |
| 2/22/2021 | CDHPHRA 2020 | (9,146.87) | 213 | HRA Embedded Claims - Wage Works | 2020 |
| 2/22/2021 | HRA Waiver 2020 | (5,331.41) | 214 | HRA Waiver Claims - Wage Works | 2020 |
| 2/22/2021 | HRA Waiver D/V 2020 | (434.00) | 214 | HRA Waiver Claims - Wage Works | 2020 |
| 2/23/2021 | CDHPHRA 2020 | (7,021.36) | 213 | HRA Embedded Claims - Wage Works | 2020 |
| 2/23/2021 | HRA Waiver 2020 | (8,848.25) | 214 | HRA Waiver Claims - Wage Works | 2020 |
| 2/23/2021 | HRA Waiver D/V 2020 | (627.90) | 214 | HRA Waiver Claims - Wage Works | 2020 |
| 2/24/2021 | CDHPHRA 2020 | (10,817.59) | 213 | HRA Embedded Claims - Wage Works | 2020 |
| 2/24/2021 | HRA Waiver 2020 | (10,880.28) | 214 | HRA Waiver Claims - Wage Works | 2020 |
| 2/24/2021 | HRA Waiver D/V 2020 | (433.10) | 214 | HRA Waiver Claims - Wage Works | 2020 |
| 2/25/2021 | CDHPHRA 2020 | (3,299.95) | 213 | HRA Embedded Claims - Wage Works | 2020 |
| 2/25/2021 | HRA Waiver 2020 | (3,151.07) | 214 | HRA Waiver Claims - Wage Works | 2020 |
| 2/25/2021 | HRA Waiver D/V 2020 | (2,941.64) | 214 | HRA Waiver Claims - Wage Works | 2020 |
| 2/25/2021 | Claims 2020 | (8,500.55) | 310 | Pharmacy Claims - CVS | 2020 |
| 2/26/2021 | CDHPHRA 2020 | (13,978.31) | 213 | HRA Embedded Claims - Wage Works | 2020 |
| 2/26/2021 | HRA Waiver 2020 | (10,094.98) | 214 | HRA Waiver Claims - Wage Works | 2020 |
| 2/26/2021 | HRA Waiver D/V 2020 | (141.60) | 214 | HRA Waiver Claims - Wage Works | 2020 |
| 2/10/2021 | Know Your Rx Coalition 10/1/20 - 12/31/20 | (112,500.00) | 311 | CVS Admin | 2020 |
| 2/25/2021 | CDHPHRA 2020 | (13,978.31) | 213 | HRA Embedded Claims - Wage Works | 2020 |
| 2/25/2021 | HRA Waiver 2020 | (10,094.98) | 214 | HRA Waiver Claims - Wage Works | 2020 |
| 2/25/2021 | HRA Waiver D/V 2020 | (141.60) | 214 | HRA Waiver Claims - Wage Works | 2020 |
| 3/2/2021 | Interest Income | (6,831.22) | 110 | Interest Income | 2021 |
| 2/8/2021 | HRA Waiver 2021 | 295,575.00 | 102 | HRA Waiver Contribution | 2021 |
| 2/8/2021 | Health Insurance Premiums 2021 | 13,013,157.20 | 101 | Premiums | 2021 |
| 2/23/2021 | HRA Waiver 2021 | 297,762.50 | 102 | HRA Waiver Contribution | 2021 |
| 2/23/2021 | Health Insurance Premiums 2021 | 13,058,662.53 | 101 | Premiums | 2021 |
| 2/1/2021 | HRA Waiver 2021 | 175.00 | 102 | HRA Waiver Contribution | 2021 |
| 2/3/2021 | HRA Waiver 2021 | (87.50) | 102 | HRA Waiver Contribution | 2021 |
| 2/3/2021 | Health Insurance Premiums 2021 | 376.88 | 101 | Premiums | 2021 |
| 2/11/2021 | HRA Waiver 2021 | 87.50 | 102 | HRA Waiver Contribution | 2021 |
| 2/11/2021 | Health Insurance Premiums 2021 | 2,678.70 | 101 | Premiums | 2021 |
| 2/25/2021 | HRA Waiver 2021 | 87.50 | 102 | HRA Waiver Contribution | 2021 |
| 2/25/2021 | Health Insurance Premiums 2021 | 11,027.88 | 101 | Premiums | 2021 |
| 2/3/2021 | Health Insurance Premiums 2021 | 1,002.88 | 101 | Premiums | 2021 |

Kentucky Employees' Health Plan – Status Report
1st Quarter, 2021
Attachment A – Transaction Report
Page A-14

| Date | Description | Amount | LRC Code | LRC Description | Plan Year |
|-----------|----------------------------------|--------------|----------|-------------------------|-----------|
| 2/2/2021 | Health Insurance Premiums 2021 | 1,045,111.47 | 101 | Premiums | 2021 |
| 2/2/2021 | HRA Waiver 2021 | 2,800.00 | 102 | HRA Waiver Contribution | 2021 |
| 2/2/2021 | HRA Waiver Dental/Vision 2021 | 2,275.00 | 102 | HRA Waiver Contribution | 2021 |
| 2/1/2021 | Health Insurance Premiums 2021 | (109,080.78) | 101 | Premiums | 2021 |
| 2/1/2021 | HRA Waiver 2021 | (2,275.00) | 102 | HRA Waiver Contribution | 2021 |
| 2/1/2021 | HRA Waiver Dental/Vision 2021 | (1,925.00) | 102 | HRA Waiver Contribution | 2021 |
| 2/2/2021 | Health Insurance Premiums 2021 | 1,504,152.30 | 101 | Premiums | 2021 |
| 2/2/2021 | HRA Waiver 2021 | 4,637.50 | 102 | HRA Waiver Contribution | 2021 |
| 2/2/2021 | HRA Waiver Dental/Vision 2021 | 962.50 | 102 | HRA Waiver Contribution | 2021 |
| 2/2/2021 | Health Insurance Premiums 2021 | 2,618,545.22 | 101 | Premiums | 2021 |
| 2/2/2021 | HRA Waiver 2021 | 4,025.00 | 102 | HRA Waiver Contribution | 2021 |
| 2/2/2021 | HRA Waiver Dental/Vision 2021 | 4,112.50 | 102 | HRA Waiver Contribution | 2021 |
| 2/4/2021 | Jefferson Co BOE Jan 2021 Health | 1,819,711.88 | 101 | Premiums | 2021 |
| 2/2/2021 | Health Insurance Premiums 2021 | 300,573.62 | 101 | Premiums | 2021 |
| 2/2/2021 | HRA Waiver Dental/Vision 2021 | 175.00 | 102 | HRA Waiver Contribution | 2021 |
| 2/4/2021 | KCTCS Jan 2021 health ins | 3,275,179.86 | 101 | Premiums | 2021 |
| 2/4/2021 | KCTCS Jan 2021 health premiums | 123,632.32 | 101 | Premiums | 2021 |
| 2/3/2021 | Health Insurance Premiums 2021 | 1,088,677.02 | 101 | Premiums | 2021 |
| 2/3/2021 | HRA Waiver 2021 | 175.00 | 102 | HRA Waiver Contribution | 2021 |
| 2/3/2021 | HRA Waiver Dental/Vision 2021 | 175.00 | 102 | HRA Waiver Contribution | 2021 |
| 2/4/2021 | Health Insurance Premiums 2021 | 489,698.81 | 101 | Premiums | 2021 |
| 2/8/2021 | Health Insurance Premiums 2021 | 189,884.04 | 101 | Premiums | 2021 |
| 2/5/2021 | Health Insurance Premiums 2021 | 1,274,481.56 | 101 | Premiums | 2021 |
| 2/5/2021 | HRA Waiver 2021 | 700.00 | 102 | HRA Waiver Contribution | 2021 |
| 2/5/2021 | HRA Waiver Dental/Vision 2021 | 350.00 | 102 | HRA Waiver Contribution | 2021 |
| 2/9/2021 | Health Insurance Premiums 2021 | 103,263.67 | 101 | Premiums | 2021 |
| 2/8/2021 | Health Insurance Premiums 2021 | 562,350.69 | 101 | Premiums | 2021 |
| 2/8/2021 | HRA Waiver 2021 | 2,625.00 | 102 | HRA Waiver Contribution | 2021 |
| 2/8/2021 | HRA Waiver Dental/Vision 2021 | 1,050.00 | 102 | HRA Waiver Contribution | 2021 |
| 2/8/2021 | Health Insurance Premiums 2021 | 78,686.35 | 101 | Premiums | 2021 |
| 2/10/2021 | Health Insurance Premiums 2021 | 396,830.43 | 101 | Premiums | 2021 |
| 2/10/2021 | HRA Waiver 2021 | 175.00 | 102 | HRA Waiver Contribution | 2021 |
| 2/11/2021 | Health Insurance Premiums 2021 | 77,176.60 | 101 | Premiums | 2021 |
| 2/12/2021 | Health Insurance Premiums 2021 | 187,541.12 | 101 | Premiums | 2021 |
| 2/12/2021 | HRA Waiver 2021 | 1,225.00 | 102 | HRA Waiver Contribution | 2021 |
| 2/12/2021 | HRA Waiver Dental/Vision 2021 | 1,050.00 | 102 | HRA Waiver Contribution | 2021 |
| 2/16/2021 | Health Insurance Premiums 2021 | 140,702.51 | 101 | Premiums | 2021 |
| 2/16/2021 | Health Insurance Premiums 2021 | 439,820.40 | 101 | Premiums | 2021 |
| 2/16/2021 | HRA Waiver 2021 | 2,450.00 | 102 | HRA Waiver Contribution | 2021 |

Kentucky Employees' Health Plan – Status Report
1st Quarter, 2021
Attachment A – Transaction Report
Page A-15

| Date | Description | Amount | LRC Code | LRC Description | Plan Year |
|-------------|---|-----------------|-----------------|------------------------------------|------------------|
| 2/16/2021 | HRA Waiver Dental/Vision 2021 | 525.00 | 102 | HRA Waiver Contribution | 2021 |
| 2/16/2021 | Health Insurance Premiums 2021 | 50,850.82 | 101 | Premiums | 2021 |
| 2/16/2021 | Health Insurance Premiums 2021 | 6,906.32 | 101 | Premiums | 2021 |
| 2/17/2021 | Health Insurance Premiums 2021 | 149,313.42 | 101 | Premiums | 2021 |
| 2/17/2021 | HRA Waiver 2021 | 350.00 | 102 | HRA Waiver Contribution | 2021 |
| 2/17/2021 | HRA Waiver Dental/Vision 2021 | 525.00 | 102 | HRA Waiver Contribution | 2021 |
| 2/18/2021 | Health Insurance Premiums 2021 | 210,117.46 | 101 | Premiums | 2021 |
| 2/18/2021 | HRA Waiver 2021 | 2,450.00 | 102 | HRA Waiver Contribution | 2021 |
| 2/18/2021 | HRA Waiver Dental/Vision 2021 | 2,100.00 | 102 | HRA Waiver Contribution | 2021 |
| 2/19/2021 | Judicial Retirement Sys health insurance premiums 02/2021 | 5,103.90 | 101 | Premiums | 2021 |
| 2/22/2021 | Judicial Retirement Sys health insurance premiums 02/2021 | 70,749.36 | 101 | Premiums | 2021 |
| 2/19/2021 | Legislative Retirement Sys health insurance premiums 02/2021 | 3,230.98 | 101 | Premiums | 2021 |
| 2/19/2021 | Legislative Retirement Sys health premiums and admin fees 02/2021 | 32,936.54 | 101 | Premiums | 2021 |
| 2/24/2021 | Health Insurance Premiums 2021 | 2,581.00 | 101 | Premiums | 2021 |
| 2/19/2021 | Health Insurance Premiums 2021 | 314,760.88 | 101 | Premiums | 2021 |
| 2/19/2021 | HRA Waiver 2021 | 175.00 | 102 | HRA Waiver Contribution | 2021 |
| 2/19/2021 | HRA Waiver Dental/Vision 2021 | 350.00 | 102 | HRA Waiver Contribution | 2021 |
| 2/22/2021 | Health Insurance Premiums 2021 | 135,287.22 | 101 | Premiums | 2021 |
| 2/22/2021 | Health Insurance Premiums 2021 | 179,073.44 | 101 | Premiums | 2021 |
| 2/22/2021 | Health Insurance Premiums 2021 | 89,865.00 | 101 | Premiums | 2021 |
| 2/26/2021 | Health Insurance Premiums 2021 | 14,743.94 | 101 | Premiums | 2021 |
| 2/24/2021 | Health Insurance Premiums 2021 | 333,607.52 | 101 | Premiums | 2021 |
| 2/24/2021 | HRA Waiver 2021 | 350.00 | 102 | HRA Waiver Contribution | 2021 |
| 2/26/2021 | Health Insurance Premiums 2021 | 10,970.83 | 101 | Premiums | 2021 |
| 2/26/2021 | COBRA premiums Jan 2021 - WW | 143,206.65 | 101 | Premiums | 2021 |
| 2/26/2021 | Health Insurance Premiums 2021 | 1,265,660.64 | 101 | Premiums | 2021 |
| 2/26/2021 | HRA Waiver 2021 | 350.00 | 102 | HRA Waiver Contribution | 2021 |
| 2/26/2021 | CDHP HRA 2021 | 273,498.90 | 213 | HRA Embedded Claims - Wage Works | 2021 |
| 2/26/2021 | HRA Waiver 2021 | 130,604.05 | 214 | HRA Waiver Claims - Wage Works | 2021 |
| 2/2/2021 | Claims 2021 | (12,028,840.95) | 210 | Medical Claims - Anthem | 2021 |
| 2/3/2021 | ANTHEM ASO FEES | (3,746,271.40) | 215 | Anthem Admin | 2021 |
| 2/8/2021 | Claims 2021 | (12,856,898.06) | 210 | Medical Claims - Anthem | 2021 |
| 2/9/2021 | Claims 2021 | (4,759.66) | 210 | Medical Claims - Anthem | 2021 |
| 2/10/2021 | MDX SAPPHIRE MEG ADMIN FEES 02-2021 | (26,344.90) | 217 | MDX Medical Admin - Compass Choice | 2021 |
| 2/10/2021 | MDX SAPPHIRE - SMARTSHOPPER ADMIN FEES 02-2021 | (77,401.50) | 217 | MDX Medical Admin - Compass Choice | 2021 |
| 2/11/2021 | DC FSA 2021 | (1,246.00) | 216 | Wage Works Admin | 2021 |
| 2/11/2021 | HCDC FSA 2021 | (2,189.60) | 216 | Wage Works Admin | 2021 |
| 2/11/2021 | HC FSA 2021 | (68,908.00) | 216 | Wage Works Admin | 2021 |

Kentucky Employees' Health Plan – Status Report
1st Quarter, 2021
Attachment A – Transaction Report
Page A-16

| Date | Description | Amount | LRC Code | LRC Description | Plan Year |
|-----------|--|-----------------|----------|------------------------------------|-----------|
| 2/11/2021 | HRA 2021 | (350,691.60) | 216 | Wage Works Admin | 2021 |
| 2/11/2021 | Premise Health - Jan 2021 | (106,765.72) | 210 | Medical Claims - Anthem | 2021 |
| 2/15/2021 | COBRA General Notice Fee | (4,473.00) | 216 | Wage Works Admin | 2021 |
| 2/15/2021 | COBRA MONTHLY (PPPM) | (45,250.00) | 216 | Wage Works Admin | 2021 |
| 2/15/2021 | Customized Mailings | (6,615.00) | 216 | Wage Works Admin | 2021 |
| 2/15/2021 | Administration of Paper Claims | (553.50) | 311 | CVS Admin | 2021 |
| 2/15/2021 | Electronic Claims Processing | (74,428.94) | 311 | CVS Admin | 2021 |
| 2/15/2021 | Nursing Services | (895.00) | 311 | CVS Admin | 2021 |
| 2/15/2021 | Claims 2021 | (16,429,886.45) | 210 | Medical Claims - Anthem | 2021 |
| 2/15/2021 | Rethink Benefits 01/2021 | (88,184.00) | 218 | Rethink BH Services | 2021 |
| 2/15/2021 | Rethink Benefits 02/2021 | (88,184.00) | 218 | Rethink BH Services | 2021 |
| 2/16/2021 | ANTHEM ASO FEES | (3,225.80) | 215 | Anthem Admin | 2021 |
| 2/17/2021 | Administration of Paper Claims | (36.00) | 311 | CVS Admin | 2021 |
| 2/17/2021 | Electronic Claims Processing | (81,051.00) | 311 | CVS Admin | 2021 |
| 2/19/2021 | Administration of Paper Claims | (490.50) | 311 | CVS Admin | 2021 |
| 2/19/2021 | Electronic Claims Processing | (85,968.00) | 311 | CVS Admin | 2021 |
| 2/22/2021 | Claims 2021 | (14,504,325.24) | 210 | Medical Claims - Anthem | 2021 |
| 2/23/2021 | MDX/COMPASS INCENTIVES JANUARY 2021 | (44,650.00) | 210 | Medical Claims - Anthem | 2021 |
| 2/23/2021 | MDX/SAPPHIRE MEG PER INTERACTION FEES 01-2021 | (7,200.00) | 217 | MDX Medical Admin - Compass Choice | 2021 |
| 2/15/2021 | KDE FSA Admin fees | 50,246.00 | 216 | Wage Works Admin | 2021 |
| 2/23/2021 | KDE Health Insurance Premiums 2021 | 61,224,397.17 | 101 | Premiums | 2021 |
| 2/23/2021 | KDE Health Insurance Premiums 2021 | 61,130,775.17 | 101 | Premiums | 2021 |
| 2/23/2021 | KDE HRA Waiver 2021 | 2,214,522.50 | 102 | HRA Waiver Contribution | 2021 |
| 2/23/2021 | KDE HRA Waiver Dental/Vision 2021 | 1,098,125.00 | 102 | HRA Waiver Contribution | 2021 |
| 2/23/2021 | KDE HRA Waiver 2021 | 2,201,387.62 | 102 | HRA Waiver Contribution | 2021 |
| 2/23/2021 | KDE HRA Waiver Dental/Vision 2021 | 1,081,516.00 | 102 | HRA Waiver Contribution | 2021 |
| 2/11/2021 | KRS Feb 2021 health insurance premiums | 23,585,508.32 | 101 | Premiums | 2021 |
| 2/24/2021 | KTRS health insurance premiums 02/2021 | 8,408,871.68 | 101 | Premiums | 2021 |
| 2/15/2021 | ISS FACILITY SERVICES CLINIC JANITORIAL SERVICES L&N BLDG - JANUARY 2021 | (255.52) | 502 | Transfer for Clinic Services | 2021 |
| 2/15/2021 | ISS Facility Services Clinic Janitorial Services CANX, CHR, 300 BLDG, and 500 MERO 01/2021 | (1,022.08) | 502 | Transfer for Clinic Services | 2021 |
| 2/1/2021 | CDHPHRA 2021 | (235,175.79) | 213 | HRA Embedded Claims - Wage Works | 2021 |
| 2/1/2021 | HRA Waiver 2021 | (106,699.30) | 214 | HRA Waiver Claims - Wage Works | 2021 |
| 2/1/2021 | HRA Waiver D/V 2021 | (24,009.74) | 214 | HRA Waiver Claims - Wage Works | 2021 |
| 2/2/2021 | CDHPHRA 2021 | (466,890.86) | 213 | HRA Embedded Claims - Wage Works | 2021 |
| 2/2/2021 | HRA Waiver 2021 | (202,478.18) | 214 | HRA Waiver Claims - Wage Works | 2021 |
| 2/2/2021 | HRA Waiver D/V 2021 | (43,466.02) | 214 | HRA Waiver Claims - Wage Works | 2021 |
| 2/3/2021 | CDHPHRA 2021 | (77,097.88) | 213 | HRA Embedded Claims - Wage Works | 2021 |

Kentucky Employees' Health Plan – Status Report
1st Quarter, 2021
Attachment A – Transaction Report
Page A-17

| Date | Description | Amount | LRC Code | LRC Description | Plan Year |
|-------------|---------------------|-----------------|-----------------|----------------------------------|------------------|
| 2/3/2021 | HRA Waiver 2021 | (38,121.81) | 214 | HRA Waiver Claims - Wage Works | 2021 |
| 2/3/2021 | HRA Waiver D/V 2021 | (9,172.69) | 214 | HRA Waiver Claims - Wage Works | 2021 |
| 2/4/2021 | CDHPHRA 2021 | (198,436.78) | 213 | HRA Embedded Claims - Wage Works | 2021 |
| 2/4/2021 | HRA Waiver 2021 | (95,789.48) | 214 | HRA Waiver Claims - Wage Works | 2021 |
| 2/4/2021 | HRA Waiver D/V 2021 | (19,201.79) | 214 | HRA Waiver Claims - Wage Works | 2021 |
| 2/4/2021 | Claims 2021 | (9,953,959.25) | 310 | Pharmacy Claims - CVS | 2021 |
| 2/5/2021 | CDHPHRA 2021 | (233,018.40) | 213 | HRA Embedded Claims - Wage Works | 2021 |
| 2/5/2021 | HRA Waiver 2021 | (112,891.85) | 214 | HRA Waiver Claims - Wage Works | 2021 |
| 2/5/2021 | HRA Waiver D/V 2021 | (27,035.13) | 214 | HRA Waiver Claims - Wage Works | 2021 |
| 2/8/2021 | CDHPHRA 2021 | (202,173.55) | 213 | HRA Embedded Claims - Wage Works | 2021 |
| 2/8/2021 | HRA Waiver 2021 | (86,468.69) | 214 | HRA Waiver Claims - Wage Works | 2021 |
| 2/8/2021 | HRA Waiver D/V 2021 | (21,224.99) | 214 | HRA Waiver Claims - Wage Works | 2021 |
| 2/9/2021 | CDHPHRA 2021 | (503,601.20) | 213 | HRA Embedded Claims - Wage Works | 2021 |
| 2/9/2021 | HRA Waiver 2021 | (224,886.81) | 214 | HRA Waiver Claims - Wage Works | 2021 |
| 2/9/2021 | HRA Waiver D/V 2021 | (50,326.82) | 214 | HRA Waiver Claims - Wage Works | 2021 |
| 2/10/2021 | CDHPHRA 2021 | (68,136.22) | 213 | HRA Embedded Claims - Wage Works | 2021 |
| 2/10/2021 | HRA Waiver 2021 | (33,105.32) | 214 | HRA Waiver Claims - Wage Works | 2021 |
| 2/10/2021 | HRA Waiver D/V 2021 | (3,009.34) | 214 | HRA Waiver Claims - Wage Works | 2021 |
| 2/10/2021 | Claims 2021 | (9,691,464.95) | 310 | Pharmacy Claims - CVS | 2021 |
| 2/11/2021 | CDHPHRA 2021 | (185,992.70) | 213 | HRA Embedded Claims - Wage Works | 2021 |
| 2/11/2021 | HRA Waiver 2021 | (92,958.86) | 214 | HRA Waiver Claims - Wage Works | 2021 |
| 2/11/2021 | HRA Waiver D/V 2021 | (24,278.21) | 214 | HRA Waiver Claims - Wage Works | 2021 |
| 2/12/2021 | CDHPHRA 2021 | (236,559.74) | 213 | HRA Embedded Claims - Wage Works | 2021 |
| 2/12/2021 | HRA Waiver 2021 | (92,162.94) | 214 | HRA Waiver Claims - Wage Works | 2021 |
| 2/12/2021 | HRA Waiver D/V 2021 | (20,019.80) | 214 | HRA Waiver Claims - Wage Works | 2021 |
| 2/16/2021 | CDHPHRA 2021 | (214,880.08) | 213 | HRA Embedded Claims - Wage Works | 2021 |
| 2/16/2021 | HRA Waiver 2021 | (91,032.50) | 214 | HRA Waiver Claims - Wage Works | 2021 |
| 2/16/2021 | HRA Waiver D/V 2021 | (20,763.22) | 214 | HRA Waiver Claims - Wage Works | 2021 |
| 2/16/2021 | CDHPHRA 2021 | (386,679.29) | 213 | HRA Embedded Claims - Wage Works | 2021 |
| 2/16/2021 | HRA Waiver 2021 | (170,587.13) | 214 | HRA Waiver Claims - Wage Works | 2021 |
| 2/16/2021 | HRA Waiver D/V 2021 | (39,035.15) | 214 | HRA Waiver Claims - Wage Works | 2021 |
| 2/17/2021 | CDHPHRA 2021 | (73,605.55) | 213 | HRA Embedded Claims - Wage Works | 2021 |
| 2/17/2021 | HRA Waiver 2021 | (26,690.75) | 214 | HRA Waiver Claims - Wage Works | 2021 |
| 2/17/2021 | HRA Waiver D/V 2021 | (1,158.01) | 214 | HRA Waiver Claims - Wage Works | 2021 |
| 2/17/2021 | Claims 2021 | (11,152,071.40) | 310 | Pharmacy Claims - CVS | 2021 |
| 2/18/2021 | CDHPHRA 2021 | (128,072.76) | 213 | HRA Embedded Claims - Wage Works | 2021 |
| 2/18/2021 | HRA Waiver 2021 | (65,236.60) | 214 | HRA Waiver Claims - Wage Works | 2021 |
| 2/18/2021 | HRA Waiver D/V 2021 | (13,149.21) | 214 | HRA Waiver Claims - Wage Works | 2021 |
| 2/19/2021 | CDHPHRA 2021 | (119,904.92) | 213 | HRA Embedded Claims - Wage Works | 2021 |

Kentucky Employees' Health Plan – Status Report
1st Quarter, 2021
Attachment A – Transaction Report
Page A-18

| Date | Description | Amount | LRC Code | LRC Description | Plan Year |
|-------------|---|--------------------------------|-----------------|----------------------------------|------------------|
| 2/19/2021 | HRA Waiver 2021 | (55,330.33) | 214 | HRA Waiver Claims - Wage Works | 2021 |
| 2/19/2021 | HRA Waiver D/V 2021 | (8,404.70) | 214 | HRA Waiver Claims - Wage Works | 2021 |
| 2/22/2021 | CDHPHRA 2021 | (200,954.15) | 213 | HRA Embedded Claims - Wage Works | 2021 |
| 2/22/2021 | HRA Waiver 2021 | (79,082.75) | 214 | HRA Waiver Claims - Wage Works | 2021 |
| 2/22/2021 | HRA Waiver D/V 2021 | (15,808.20) | 214 | HRA Waiver Claims - Wage Works | 2021 |
| 2/23/2021 | CDHPHRA 2021 | (444,024.21) | 213 | HRA Embedded Claims - Wage Works | 2021 |
| 2/23/2021 | HRA Waiver 2021 | (188,485.31) | 214 | HRA Waiver Claims - Wage Works | 2021 |
| 2/23/2021 | HRA Waiver D/V 2021 | (26,319.41) | 214 | HRA Waiver Claims - Wage Works | 2021 |
| 2/24/2021 | CDHPHRA 2021 | (68,914.36) | 213 | HRA Embedded Claims - Wage Works | 2021 |
| 2/24/2021 | HRA Waiver 2021 | (38,918.73) | 214 | HRA Waiver Claims - Wage Works | 2021 |
| 2/24/2021 | HRA Waiver D/V 2021 | (5,352.69) | 214 | HRA Waiver Claims - Wage Works | 2021 |
| 2/25/2021 | CDHPHRA 2021 | (230,227.23) | 213 | HRA Embedded Claims - Wage Works | 2021 |
| 2/25/2021 | HRA Waiver 2021 | (96,808.48) | 214 | HRA Waiver Claims - Wage Works | 2021 |
| 2/25/2021 | HRA Waiver D/V 2021 | (21,280.52) | 214 | HRA Waiver Claims - Wage Works | 2021 |
| 2/25/2021 | Claims 2021 | (10,792,695.63) | 310 | Pharmacy Claims - CVS | 2021 |
| 2/26/2021 | CDHPHRA 2021 | (273,498.90) | 213 | HRA Embedded Claims - Wage Works | 2021 |
| 2/26/2021 | HRA Waiver 2021 | (107,618.32) | 214 | HRA Waiver Claims - Wage Works | 2021 |
| 2/26/2021 | HRA Waiver D/V 2021 | (22,985.73) | 214 | HRA Waiver Claims - Wage Works | 2021 |
| 2/25/2021 | CDHPHRA 2021 | (273,498.90) | 213 | HRA Embedded Claims - Wage Works | 2021 |
| 2/25/2021 | HRA Waiver 2021 | (107,618.32) | 214 | HRA Waiver Claims - Wage Works | 2021 |
| 2/25/2021 | HRA Waiver D/V 2021 | (22,985.73) | 214 | HRA Waiver Claims - Wage Works | 2021 |
| 2/26/2021 | Health Ins. Dep. Eligibility Audit JAN 2021 | (1,035.00) | 219 | Ongoing Dependent Eligibility | 2021 |
| | February | <u>69,548,753.88</u> | | | |
| | Ending Balance | <u>\$467,441,370.09</u> | | | |

Kentucky Employees' Health Plan – Status Report
1st Quarter, 2021
Attachment A – Transaction Report
Page A-19

| February Account Summary | | |
|---------------------------------|---------------------------------------|------------------------|
| 101 | Premiums | 199,209,758.06 |
| 102 | HRA Waiver Contribution | 7,563,618.00 |
| 110 | Interest Income | (6,831.22) |
| 120 | Drug Rebates – Express Scripts | 0.00 |
| 121 | Drug Rebates - CVS | 0.00 |
| 130 | Transfers From other plan year(s) | 0.00 |
| 201 | Medical Claims - Humana | 40,074.00 |
| 210 | Medical Claims - Anthem | (83,012,200.73) |
| 213 | HRA Embedded Claims - Wage Works | (4,826,296.67) |
| 214 | HRA Waiver Claims - Wage Works | (2,608,293.57) |
| 215 | Anthem Admin | (3,749,698.06) |
| 216 | Wage Works Admin | (434,665.60) |
| 217 | MDX Medical Admin - Compass Choice | (112,146.40) |
| 218 | Rethink BH Services | (176,368.00) |
| 219 | Ongoing Dependent Eligibility Audit | 6,604.83 |
| 220 | Printing & Postage Services | 0.00 |
| 221 | Staywell Admin | (29,795.12) |
| 222 | Staywell Claims | 0.00 |
| 310 | Pharmacy Claims - CVS | (41,615,871.36) |
| 311 | CVS Admin | (697,856.68) |
| 500 | Transfers To other plan year(s) | 0.00 |
| 501 | Operating Transfer/ Exp & Adj | 0.00 |
| 502 | Transfer for Clinic Cleaning Services | (1,277.60) |
| 503 | Voided/NSF/Cancelled Check Fees | 0.00 |
| February Activity | | \$69,548,753.88 |

Kentucky Employees' Health Plan – Status Report
1st Quarter, 2021
Attachment A – Transaction Report
Page A-20

MARCH 2021 COMBINED TRANSACTION REPORT

| Date | Description | Amount | LRC Code | LRC Description | Plan Year |
|-------------|-----------------------------------|--------------------------------|-----------------|----------------------------------|------------------|
| | <u>Beginning Balance</u> | <u>\$467,441,370.09</u> | | | |
| 3/1/2021 | Claims 2016 | 227,396.79 | 210 | Medical Claims - Anthem | 2016 |
| 3/30/2021 | Claims 2016 | 36,405.02 | 210 | Medical Claims - Anthem | 2016 |
| 3/1/2021 | Claims 2017 | 93,939.48 | 210 | Medical Claims - Anthem | 2017 |
| 3/8/2021 | Claims 2017 | 780.00 | 210 | Medical Claims - Anthem | 2017 |
| 3/15/2021 | Claims 2017 | 307.32 | 210 | Medical Claims - Anthem | 2017 |
| 3/30/2021 | Claims 2017 | 6.12 | 210 | Medical Claims - Anthem | 2017 |
| 3/1/2021 | Claims 2018 | 90,961.82 | 210 | Medical Claims - Anthem | 2018 |
| 3/8/2021 | Claims 2018 | 6,434.03 | 210 | Medical Claims - Anthem | 2018 |
| 3/15/2021 | Claims 2018 | (7,716.64) | 210 | Medical Claims - Anthem | 2018 |
| 3/23/2021 | Claims 2018 | (28,711.74) | 210 | Medical Claims - Anthem | 2018 |
| 3/30/2021 | Claims 2018 | (156,630.72) | 210 | Medical Claims - Anthem | 2018 |
| 3/3/2021 | Claims 2018 | (67.48) | 310 | Pharmacy Claims - CVS | 2018 |
| 3/1/2021 | Claims 2019 | (724,379.74) | 210 | Medical Claims - Anthem | 2019 |
| 3/8/2021 | Claims 2019 | (156,151.43) | 210 | Medical Claims - Anthem | 2019 |
| 3/15/2021 | Claims 2019 | (172,523.61) | 210 | Medical Claims - Anthem | 2019 |
| 3/23/2021 | Claims 2019 | (557,614.15) | 210 | Medical Claims - Anthem | 2019 |
| 3/30/2021 | Claims 2019 | (553,442.22) | 210 | Medical Claims - Anthem | 2019 |
| 3/2/2021 | CDHPHRA 2019 | (146.90) | 213 | HRA Embedded Claims - Wage Works | 2019 |
| 3/3/2021 | Claims 2019 | 74.65 | 310 | Pharmacy Claims - CVS | 2019 |
| 3/10/2021 | Claims 2019 | (11.15) | 310 | Pharmacy Claims - CVS | 2019 |
| 3/17/2021 | Claims 2019 | 363.10 | 310 | Pharmacy Claims - CVS | 2019 |
| 3/25/2021 | Claims 2019 | 382.54 | 310 | Pharmacy Claims - CVS | 2019 |
| 3/5/2021 | Health Insurance Premiums 2020 | 1,016.76 | 101 | Premiums | 2020 |
| 3/11/2021 | Health Insurance Premiums 2020 | 38.60 | 101 | Premiums | 2020 |
| 3/22/2021 | Anthem Performance Guarantee 2020 | 295,300.00 | 215 | Anthem Admin | 2020 |
| 3/1/2021 | Claims 2020 | (4,129,320.06) | 210 | Medical Claims - Anthem | 2020 |
| 3/8/2021 | Claims 2020 | (4,240,546.33) | 210 | Medical Claims - Anthem | 2020 |
| 3/15/2021 | Claims 2020 | (3,152,791.57) | 210 | Medical Claims - Anthem | 2020 |
| 3/16/2021 | DC FSA 2020 | (1,240.40) | 216 | Wage Works Admin | 2020 |
| 3/16/2021 | HCDC FSA 2020 | (78.40) | 216 | Wage Works Admin | 2020 |
| 3/16/2021 | HC FSA 2020 | (4,018.00) | 216 | Wage Works Admin | 2020 |
| 3/23/2021 | Claims 2020 | (1,610,783.49) | 210 | Medical Claims - Anthem | 2020 |
| 3/30/2021 | Claims 2020 | (1,394,730.55) | 210 | Medical Claims - Anthem | 2020 |
| 3/8/2021 | Health Insurance Refund | (220.13) | 101 | Premiums | 2020 |
| 3/8/2021 | Health Insurance Refund | (262.86) | 101 | Premiums | 2020 |
| 3/8/2021 | Health Insurance Refund | (262.86) | 101 | Premiums | 2020 |
| 3/1/2021 | CDHPHRA 2020 | (7,969.33) | 213 | HRA Embedded Claims - Wage Works | 2020 |

Kentucky Employees' Health Plan – Status Report
1st Quarter, 2021
Attachment A – Transaction Report
Page A-21

| Date | Description | Amount | LRC Code | LRC Description | Plan Year |
|-------------|---------------------|---------------|-----------------|----------------------------------|------------------|
| 3/1/2021 | HRA Waiver 2020 | (12,912.51) | 214 | HRA Waiver Claims - Wage Works | 2020 |
| 3/1/2021 | HRA Waiver D/V 2020 | (1,024.43) | 214 | HRA Waiver Claims - Wage Works | 2020 |
| 3/2/2021 | CDHPHRA 2020 | (8,145.72) | 213 | HRA Embedded Claims - Wage Works | 2020 |
| 3/2/2021 | HRA Waiver 2020 | (9,238.38) | 214 | HRA Waiver Claims - Wage Works | 2020 |
| 3/2/2021 | HRA Waiver D/V 2020 | (7,236.16) | 214 | HRA Waiver Claims - Wage Works | 2020 |
| 3/3/2021 | CDHPHRA 2020 | (6,239.69) | 213 | HRA Embedded Claims - Wage Works | 2020 |
| 3/3/2021 | HRA Waiver 2020 | (12,200.28) | 214 | HRA Waiver Claims - Wage Works | 2020 |
| 3/3/2021 | HRA Waiver D/V 2020 | (915.00) | 214 | HRA Waiver Claims - Wage Works | 2020 |
| 3/3/2021 | Claims 2020 | 13,150.14 | 310 | Pharmacy Claims - CVS | 2020 |
| 3/4/2021 | CDHPHRA 2020 | (14,429.07) | 213 | HRA Embedded Claims - Wage Works | 2020 |
| 3/4/2021 | HRA Waiver 2020 | (11,434.40) | 214 | HRA Waiver Claims - Wage Works | 2020 |
| 3/4/2021 | HRA Waiver D/V 2020 | (2,847.03) | 214 | HRA Waiver Claims - Wage Works | 2020 |
| 3/5/2021 | CDHPHRA 2020 | (9,828.76) | 213 | HRA Embedded Claims - Wage Works | 2020 |
| 3/5/2021 | HRA Waiver 2020 | (4,555.57) | 214 | HRA Waiver Claims - Wage Works | 2020 |
| 3/8/2021 | CDHPHRA 2020 | (9,596.98) | 213 | HRA Embedded Claims - Wage Works | 2020 |
| 3/8/2021 | HRA Waiver 2020 | (10,418.79) | 214 | HRA Waiver Claims - Wage Works | 2020 |
| 3/8/2021 | HRA Waiver D/V 2020 | (284.80) | 214 | HRA Waiver Claims - Wage Works | 2020 |
| 3/9/2021 | CDHPHRA 2020 | (7,667.88) | 213 | HRA Embedded Claims - Wage Works | 2020 |
| 3/9/2021 | HRA Waiver 2020 | (4,566.77) | 214 | HRA Waiver Claims - Wage Works | 2020 |
| 3/9/2021 | HRA Waiver D/V 2020 | (110.34) | 214 | HRA Waiver Claims - Wage Works | 2020 |
| 3/10/2021 | CDHPHRA 2020 | (11,365.10) | 213 | HRA Embedded Claims - Wage Works | 2020 |
| 3/10/2021 | HRA Waiver 2020 | (8,688.78) | 214 | HRA Waiver Claims - Wage Works | 2020 |
| 3/10/2021 | HRA Waiver D/V 2020 | (15.88) | 214 | HRA Waiver Claims - Wage Works | 2020 |
| 3/10/2021 | Claims 2020 | (81,766.09) | 310 | Pharmacy Claims - CVS | 2020 |
| 3/11/2021 | CDHPHRA 2020 | (16,013.52) | 213 | HRA Embedded Claims - Wage Works | 2020 |
| 3/11/2021 | HRA Waiver 2020 | (8,993.29) | 214 | HRA Waiver Claims - Wage Works | 2020 |
| 3/11/2021 | HRA Waiver D/V 2020 | (739.97) | 214 | HRA Waiver Claims - Wage Works | 2020 |
| 3/12/2021 | CDHPHRA 2020 | (10,978.47) | 213 | HRA Embedded Claims - Wage Works | 2020 |
| 3/12/2021 | HRA Waiver 2020 | (4,934.62) | 214 | HRA Waiver Claims - Wage Works | 2020 |
| 3/12/2021 | HRA Waiver D/V 2020 | (583.40) | 214 | HRA Waiver Claims - Wage Works | 2020 |
| 3/15/2021 | CDHPHRA 2020 | (10,886.70) | 213 | HRA Embedded Claims - Wage Works | 2020 |
| 3/15/2021 | HRA Waiver 2020 | (5,307.98) | 214 | HRA Waiver Claims - Wage Works | 2020 |
| 3/15/2021 | HRA Waiver D/V 2020 | (477.22) | 214 | HRA Waiver Claims - Wage Works | 2020 |
| 3/16/2021 | CDHPHRA 2020 | (11,166.53) | 213 | HRA Embedded Claims - Wage Works | 2020 |
| 3/16/2021 | HRA Waiver 2020 | (2,856.13) | 214 | HRA Waiver Claims - Wage Works | 2020 |
| 3/16/2021 | HRA Waiver D/V 2020 | (483.00) | 214 | HRA Waiver Claims - Wage Works | 2020 |
| 3/17/2021 | Claims 2020 | 4,309.38 | 310 | Pharmacy Claims - CVS | 2020 |
| 3/17/2021 | CDHPHRA 2020 | (7,434.85) | 213 | HRA Embedded Claims - Wage Works | 2020 |
| 3/17/2021 | HRA Waiver 2020 | (5,037.04) | 214 | HRA Waiver Claims - Wage Works | 2020 |

Kentucky Employees' Health Plan – Status Report
1st Quarter, 2021
Attachment A – Transaction Report
Page A-22

| Date | Description | Amount | LRC Code | LRC Description | Plan Year |
|-----------|--------------------------------|---------------|----------|----------------------------------|-----------|
| 3/17/2021 | HRA Waiver D/V 2020 | (67.62) | 214 | HRA Waiver Claims - Wage Works | 2020 |
| 3/18/2021 | CDHPHRA 2020 | (8,578.32) | 213 | HRA Embedded Claims - Wage Works | 2020 |
| 3/18/2021 | HRA Waiver 2020 | (2,855.67) | 214 | HRA Waiver Claims - Wage Works | 2020 |
| 3/18/2021 | HRA Waiver D/V 2020 | (397.39) | 214 | HRA Waiver Claims - Wage Works | 2020 |
| 3/19/2021 | CDHPHRA 2020 | (4,884.33) | 213 | HRA Embedded Claims - Wage Works | 2020 |
| 3/19/2021 | HRA Waiver 2020 | (8,091.82) | 214 | HRA Waiver Claims - Wage Works | 2020 |
| 3/22/2021 | CDHPHRA 2020 | (6,248.83) | 213 | HRA Embedded Claims - Wage Works | 2020 |
| 3/22/2021 | HRA Waiver 2020 | (3,998.67) | 214 | HRA Waiver Claims - Wage Works | 2020 |
| 3/23/2021 | CDHPHRA 2020 | (6,247.75) | 213 | HRA Embedded Claims - Wage Works | 2020 |
| 3/23/2021 | HRA Waiver 2020 | (8,195.53) | 214 | HRA Waiver Claims - Wage Works | 2020 |
| 3/24/2021 | CDHPHRA 2020 | (8,830.86) | 213 | HRA Embedded Claims - Wage Works | 2020 |
| 3/24/2021 | HRA Waiver 2020 | (3,226.87) | 214 | HRA Waiver Claims - Wage Works | 2020 |
| 3/25/2021 | CDHPHRA 2020 | (17,386.60) | 213 | HRA Embedded Claims - Wage Works | 2020 |
| 3/25/2021 | HRA Waiver 2020 | (12,550.00) | 214 | HRA Waiver Claims - Wage Works | 2020 |
| 3/25/2021 | HRA Waiver D/V 2020 | (512.54) | 214 | HRA Waiver Claims - Wage Works | 2020 |
| 3/25/2021 | Claims 2020 | 19,385.84 | 310 | Pharmacy Claims - CVS | 2020 |
| 3/26/2021 | CDHPHRA 2020 | (3,473.54) | 213 | HRA Embedded Claims - Wage Works | 2020 |
| 3/26/2021 | HRA Waiver 2020 | (7,488.90) | 214 | HRA Waiver Claims - Wage Works | 2020 |
| 3/26/2021 | HRA Waiver D/V 2020 | (79.60) | 214 | HRA Waiver Claims - Wage Works | 2020 |
| 3/29/2021 | CDHPHRA 2020 | (3,493.74) | 213 | HRA Embedded Claims - Wage Works | 2020 |
| 3/29/2021 | HRA Waiver 2020 | (5,828.52) | 214 | HRA Waiver Claims - Wage Works | 2020 |
| 3/30/2021 | CDHPHRA 2020 | (1,880.22) | 213 | HRA Embedded Claims - Wage Works | 2020 |
| 3/30/2021 | HRA Waiver 2020 | (8,048.88) | 214 | HRA Waiver Claims - Wage Works | 2020 |
| 3/30/2021 | HRA Waiver D/V 2020 | (108.00) | 214 | HRA Waiver Claims - Wage Works | 2020 |
| 3/31/2021 | CDHPHRA 2020 | (8,402.51) | 213 | HRA Embedded Claims - Wage Works | 2020 |
| 3/31/2021 | HRA Waiver 2020 | (4,012.57) | 214 | HRA Waiver Claims - Wage Works | 2020 |
| 3/31/2021 | HRA Waiver D/V 2020 | (127.44) | 214 | HRA Waiver Claims - Wage Works | 2020 |
| 4/2/2021 | Interest Income | (14,578.26) | 110 | Interest Income | 2021 |
| 3/10/2021 | HRA Waiver 2021 | 294,087.50 | 102 | HRA Waiver Contribution | 2021 |
| 3/10/2021 | Health Insurance Premiums 2021 | 13,004,619.07 | 101 | Premiums | 2021 |
| 3/24/2021 | HRA Waiver 2021 | 297,325.00 | 102 | HRA Waiver Contribution | 2021 |
| 3/24/2021 | Health Insurance Premiums 2021 | 13,065,346.78 | 101 | Premiums | 2021 |
| 3/1/2021 | Health Insurance Premiums 2021 | 872.02 | 101 | Premiums | 2021 |
| 3/5/2021 | Health Insurance Premiums 2021 | (626.48) | 101 | Premiums | 2021 |
| 3/12/2021 | HRA Waiver 2021 | 262.50 | 102 | HRA Waiver Contribution | 2021 |
| 3/12/2021 | Health Insurance Premiums 2021 | 3,332.96 | 101 | Premiums | 2021 |
| 3/16/2021 | Health Insurance Premiums 2021 | (237.12) | 101 | Premiums | 2021 |
| 3/29/2021 | HRA Waiver 2021 | 437.50 | 102 | HRA Waiver Contribution | 2021 |
| 3/29/2021 | Health Insurance Premiums 2021 | 5,852.52 | 101 | Premiums | 2021 |

Kentucky Employees' Health Plan – Status Report
1st Quarter, 2021
Attachment A – Transaction Report
Page A-23

| Date | Description | Amount | LRC Code | LRC Description | Plan Year |
|-------------|----------------------------------|---------------|-----------------|-------------------------|------------------|
| 3/31/2021 | Health Insurance Premiums 2021 | (14.09) | 101 | Premiums | 2021 |
| 3/1/2021 | Health Insurance Premiums 2021 | 948,989.31 | 101 | Premiums | 2021 |
| 3/1/2021 | HRA Waiver Dental/Vision 2021 | 175.00 | 102 | HRA Waiver Contribution | 2021 |
| 3/1/2021 | Health Insurance Premiums 2021 | 1,368,478.49 | 101 | Premiums | 2021 |
| 3/1/2021 | HRA Waiver 2021 | 3,500.00 | 102 | HRA Waiver Contribution | 2021 |
| 3/1/2021 | HRA Waiver Dental/Vision 2021 | 4,200.00 | 102 | HRA Waiver Contribution | 2021 |
| 3/1/2021 | Health Insurance Premiums 2021 | 2,796,629.87 | 101 | Premiums | 2021 |
| 3/1/2021 | HRA Waiver 2021 | 7,175.00 | 102 | HRA Waiver Contribution | 2021 |
| 3/1/2021 | HRA Waiver Dental/Vision 2021 | 2,975.00 | 102 | HRA Waiver Contribution | 2021 |
| 3/2/2021 | Jefferson Co BOE Feb 2021 Health | 1,826,891.49 | 101 | Premiums | 2021 |
| 3/3/2021 | Fayette Co BOE Feb 2021 Health | 809,799.90 | 101 | Premiums | 2021 |
| 3/2/2021 | Health Insurance Premiums 2021 | 176,907.90 | 101 | Premiums | 2021 |
| 3/2/2021 | HRA Waiver 2021 | 175.00 | 102 | HRA Waiver Contribution | 2021 |
| 3/2/2021 | HRA Waiver Dental/Vision 2021 | 175.00 | 102 | HRA Waiver Contribution | 2021 |
| 3/3/2021 | Health Insurance Premiums 2021 | 1,386,079.87 | 101 | Premiums | 2021 |
| 3/3/2021 | HRA Waiver 2021 | 525.00 | 102 | HRA Waiver Contribution | 2021 |
| 3/3/2021 | HRA Waiver Dental/Vision 2021 | 175.00 | 102 | HRA Waiver Contribution | 2021 |
| 3/5/2021 | Health Insurance Premiums 2021 | 176,775.82 | 101 | Premiums | 2021 |
| 3/4/2021 | Health Insurance Premiums 2021 | 905,305.19 | 101 | Premiums | 2021 |
| 3/4/2021 | HRA Waiver 2021 | 2,800.00 | 102 | HRA Waiver Contribution | 2021 |
| 3/4/2021 | HRA Waiver Dental/Vision 2021 | 1,050.00 | 102 | HRA Waiver Contribution | 2021 |
| 3/5/2021 | Health Insurance Premiums 2021 | 1,461,174.50 | 101 | Premiums | 2021 |
| 3/5/2021 | HRA Waiver 2021 | 700.00 | 102 | HRA Waiver Contribution | 2021 |
| 3/5/2021 | HRA Waiver Dental/Vision 2021 | 350.00 | 102 | HRA Waiver Contribution | 2021 |
| 3/8/2021 | Health Insurance Premiums 2021 | 595,010.93 | 101 | Premiums | 2021 |
| 3/9/2021 | Health Insurance Premiums 2021 | 254,360.45 | 101 | Premiums | 2021 |
| 3/22/2021 | Health Insurance Premiums 2021 | 14,314.86 | 101 | Premiums | 2021 |
| 3/22/2021 | HRA Waiver 2021 | 525.00 | 102 | HRA Waiver Contribution | 2021 |
| 3/22/2021 | HRA Waiver Dental/Vision 2021 | 1,050.00 | 102 | HRA Waiver Contribution | 2021 |
| 3/9/2021 | KCTCS Feb 2021 health ins | 3,258,209.91 | 101 | Premiums | 2021 |
| 3/9/2021 | KCTCS Feb 2021 health premiums | 127,421.66 | 101 | Premiums | 2021 |
| 3/9/2021 | Health Insurance Premiums 2021 | 17,621.78 | 101 | Premiums | 2021 |
| 3/11/2021 | Health Insurance Premiums 2021 | 5,221.15 | 101 | Premiums | 2021 |
| 3/11/2021 | CDHPHRA | 3,507.19 | 102 | HRA Waiver Contribution | 2021 |
| 3/11/2021 | WDVHRA | 30.90 | 102 | HRA Waiver Contribution | 2021 |
| 3/11/2021 | WHRA | 1,995.09 | 102 | HRA Waiver Contribution | 2021 |
| 3/10/2021 | Health Insurance Premiums 2021 | 469,274.90 | 101 | Premiums | 2021 |
| 3/11/2021 | Health Insurance Premiums 2021 | 37.61 | 101 | Premiums | 2021 |
| 3/11/2021 | Health Insurance Premiums 2021 | 284,763.36 | 101 | Premiums | 2021 |

Kentucky Employees' Health Plan – Status Report
1st Quarter, 2021
Attachment A – Transaction Report
Page A-24

| Date | Description | Amount | LRC Code | LRC Description | Plan Year |
|-----------|---|-----------------|----------|-------------------------|-----------|
| 3/11/2021 | HRA Waiver Dental/Vision 2021 | 175.00 | 102 | HRA Waiver Contribution | 2021 |
| 3/12/2021 | Health Insurance Premiums 2021 | 108,361.52 | 101 | Premiums | 2021 |
| 3/15/2021 | Health Insurance Premiums 2021 | 45,268.50 | 101 | Premiums | 2021 |
| 3/15/2021 | Health Insurance Premiums 2021 | 345,693.17 | 101 | Premiums | 2021 |
| 3/15/2021 | HRA Waiver 2021 | 700.00 | 102 | HRA Waiver Contribution | 2021 |
| 3/15/2021 | HRA Waiver Dental/Vision 2021 | 175.00 | 102 | HRA Waiver Contribution | 2021 |
| 3/15/2021 | Health Insurance Premiums 2021 | 5,313.86 | 101 | Premiums | 2021 |
| 3/17/2021 | Health Insurance Premiums 2021 | 411,389.25 | 101 | Premiums | 2021 |
| 3/17/2021 | HRA Waiver 2021 | 2,800.00 | 102 | HRA Waiver Contribution | 2021 |
| 3/17/2021 | HRA Waiver Dental/Vision 2021 | 1,050.00 | 102 | HRA Waiver Contribution | 2021 |
| 3/22/2021 | Judicial Retirement Sys health insurance premiums 03/2021 | 5,103.90 | 101 | Premiums | 2021 |
| 3/22/2021 | Judicial Retirement Sys health insurance premiums 03/2021 | 69,995.60 | 101 | Premiums | 2021 |
| 3/19/2021 | Legislative Retirement Sys health insurance premiums 03/2021 | 3,437.16 | 101 | Premiums | 2021 |
| 3/19/2021 | Legislative Retirement Sys health premiums and admin fees 03/2021 | 32,730.36 | 101 | Premiums | 2021 |
| 3/18/2021 | Health Insurance Premiums 2021 | 482,350.93 | 101 | Premiums | 2021 |
| 3/18/2021 | HRA Waiver 2021 | 175.00 | 102 | HRA Waiver Contribution | 2021 |
| 3/19/2021 | Health Insurance Premiums 2021 | 1,010.04 | 101 | Premiums | 2021 |
| 3/19/2021 | Health Insurance Premiums 2021 | 612,963.37 | 101 | Premiums | 2021 |
| 3/19/2021 | HRA Waiver 2021 | 525.00 | 102 | HRA Waiver Contribution | 2021 |
| 3/22/2021 | Health Insurance Premiums 2021 | 185,934.56 | 101 | Premiums | 2021 |
| 3/22/2021 | HRA Waiver Dental/Vision 2021 | 175.00 | 102 | HRA Waiver Contribution | 2021 |
| 3/22/2021 | Health Insurance Premiums 2021 | 196,339.72 | 101 | Premiums | 2021 |
| 3/25/2021 | Health Insurance Premiums 2021 | 350.73 | 101 | Premiums | 2021 |
| 3/24/2021 | COBRA premiums Feb 2021 - WW | 128,172.42 | 101 | Premiums | 2021 |
| 3/24/2021 | Health Insurance Premiums 2021 | 483,346.63 | 101 | Premiums | 2021 |
| 3/24/2021 | HRA Waiver 2021 | 175.00 | 102 | HRA Waiver Contribution | 2021 |
| 3/24/2021 | HRA Waiver Dental/Vision 2021 | 350.00 | 102 | HRA Waiver Contribution | 2021 |
| 3/25/2021 | Health Insurance Premiums 2021 | 517,554.64 | 101 | Premiums | 2021 |
| 3/25/2021 | Jefferson Co BOE Mar 2021 Health | 1,823,329.72 | 101 | Premiums | 2021 |
| 3/26/2021 | Health Insurance Premiums 2021 | 549,639.54 | 101 | Premiums | 2021 |
| 3/29/2021 | Health Insurance Premiums 2021 | 919,170.24 | 101 | Premiums | 2021 |
| 3/29/2021 | Health Insurance Premiums 2021 | 1,337,122.58 | 101 | Premiums | 2021 |
| 3/29/2021 | HRA Waiver 2021 | 9,362.50 | 102 | HRA Waiver Contribution | 2021 |
| 3/29/2021 | HRA Waiver Dental/Vision 2021 | 7,000.00 | 102 | HRA Waiver Contribution | 2021 |
| 3/31/2021 | Health Insurance Premiums 2021 | 7,942.10 | 101 | Premiums | 2021 |
| 3/31/2021 | Health Insurance Premiums 2021 | 1,323,690.30 | 101 | Premiums | 2021 |
| 3/31/2021 | HRA Waiver 2021 | 1,225.00 | 102 | HRA Waiver Contribution | 2021 |
| 3/1/2021 | Claims 2021 | (17,417,055.87) | 210 | Medical Claims - Anthem | 2021 |

Kentucky Employees' Health Plan – Status Report
1st Quarter, 2021
Attachment A – Transaction Report
Page A-25

| Date | Description | Amount | LRC Code | LRC Description | Plan Year |
|-----------|--|-----------------|----------|------------------------------------|-----------|
| 3/3/2021 | Administration of Paper Claims | (660.00) | 311 | CVS Admin | 2021 |
| 3/3/2021 | Electronic Claims Processing | (81,933.00) | 311 | CVS Admin | 2021 |
| 3/8/2021 | Claims 2021 | (15,731,537.64) | 210 | Medical Claims - Anthem | 2021 |
| 3/11/2021 | Administration of Paper Claims | (34.50) | 311 | CVS Admin | 2021 |
| 3/11/2021 | Appeals | (137,630.00) | 311 | CVS Admin | 2021 |
| 3/11/2021 | Drug Savings Review | (79,413.90) | 311 | CVS Admin | 2021 |
| 3/11/2021 | Electronic Claims Processing | (48,511.00) | 311 | CVS Admin | 2021 |
| 3/11/2021 | Enhanced Safety & Monitoring | (10,588.52) | 311 | CVS Admin | 2021 |
| 3/11/2021 | Nursing Services | (445.00) | 311 | CVS Admin | 2021 |
| 3/11/2021 | Per Diam Fees | (150.00) | 311 | CVS Admin | 2021 |
| 3/11/2021 | Pharmacy Advisor Counseling | (158,827.80) | 311 | CVS Admin | 2021 |
| 3/11/2021 | Prior Authorization | (318,780.00) | 311 | CVS Admin | 2021 |
| 3/11/2021 | Administration of Paper Claims | (981.00) | 311 | CVS Admin | 2021 |
| 3/11/2021 | Electronic Claims Processing | (85,261.00) | 311 | CVS Admin | 2021 |
| 3/11/2021 | MDX SAPPHIRE - MEG ADMIN FEES 03-2021 | (26,319.20) | 217 | MDX Medical Admin - Compass Choice | 2021 |
| 3/11/2021 | MDX SAPPHIRE - SMARTSHOPPER ADMIN FEES 03-2021 | (77,288.20) | 217 | MDX Medical Admin - Compass Choice | 2021 |
| 3/11/2021 | ANTHEM ASO FEES | (3,740,886.60) | 215 | Anthem Admin | 2021 |
| 3/15/2021 | Claims 2021 | (16,949,861.81) | 210 | Medical Claims - Anthem | 2021 |
| 3/16/2021 | DC FSA 2021 | (1,260.00) | 216 | Wage Works Admin | 2021 |
| 3/16/2021 | HCDC FSA 2021 | (2,192.40) | 216 | Wage Works Admin | 2021 |
| 3/16/2021 | HC FSA 2021 | (69,174.00) | 216 | Wage Works Admin | 2021 |
| 3/16/2021 | HRA 2021 | (351,293.60) | 216 | Wage Works Admin | 2021 |
| 3/16/2021 | Premise Health - Feb 2021 | (107,507.69) | 210 | Medical Claims - Anthem | 2021 |
| 3/18/2021 | COBRA General Notice Fee | (3,954.00) | 216 | Wage Works Admin | 2021 |
| 3/18/2021 | COBRA MONTHLY (PPPM) | (45,250.00) | 216 | Wage Works Admin | 2021 |
| 3/18/2021 | Customized Mailings | (1,125.00) | 216 | Wage Works Admin | 2021 |
| 3/18/2021 | Administration of Paper Claims | (1,966.50) | 311 | CVS Admin | 2021 |
| 3/18/2021 | Electronic Claims Processing | (97,606.00) | 311 | CVS Admin | 2021 |
| 3/18/2021 | ANTHEM ASO FEES | (3,200.40) | 215 | Anthem Admin | 2021 |
| 3/23/2021 | Claims 2021 | (20,886,030.04) | 210 | Medical Claims - Anthem | 2021 |
| 3/25/2021 | Rethink Benefits 03/2021 | (88,184.00) | 218 | Rethink BH Services | 2021 |
| 3/30/2021 | Claims 2021 | (17,698,096.57) | 210 | Medical Claims - Anthem | 2021 |
| 3/12/2021 | Health Insurance Refund | (87.40) | 101 | Premiums | 2021 |
| 3/29/2021 | Health Insurance Refund | (91.80) | 101 | Premiums | 2021 |
| 3/12/2021 | Health Insurance Refund | (270.76) | 101 | Premiums | 2021 |
| 3/29/2021 | Health Insurance Refund | (184.43) | 101 | Premiums | 2021 |
| 3/8/2021 | Health Insurance Refund | (43.70) | 101 | Premiums | 2021 |
| 3/12/2021 | Health Insurance Refund | (529.72) | 101 | Premiums | 2021 |

Kentucky Employees' Health Plan – Status Report
1st Quarter, 2021
Attachment A – Transaction Report
Page A-26

| Date | Description | Amount | LRC Code | LRC Description | Plan Year |
|-----------|--|----------------|----------|----------------------------------|-----------|
| 3/12/2021 | Health Insurance Refund | (355.47) | 101 | Premiums | 2021 |
| 3/29/2021 | Health Insurance Refund | (26.21) | 101 | Premiums | 2021 |
| 3/8/2021 | Health Insurance Refund | (65.23) | 101 | Premiums | 2021 |
| 3/8/2021 | Health Insurance Refund | (85.23) | 101 | Premiums | 2021 |
| 3/8/2021 | Health Insurance Refund | (1,650.10) | 101 | Premiums | 2021 |
| 3/8/2021 | Health Insurance Refund | (127.25) | 101 | Premiums | 2021 |
| 3/8/2021 | Health Insurance Refund | (82.32) | 101 | Premiums | 2021 |
| 3/17/2021 | KDE FSA Admin | 50,223.60 | 216 | Wage Works Admin | 2021 |
| 3/12/2021 | KRS Mar 2021 health insurance premiums | 23,484,868.12 | 101 | Premiums | 2021 |
| 3/25/2021 | KTRS health insurance premiums 03/2021 | 8,344,245.64 | 101 | Premiums | 2021 |
| 3/25/2021 | ISS Facility Services Clinic Janitorial Services CANX, CHR, 300 BLDG, and 500 MERO 03/2021 | (1,022.08) | 502 | Transfer for Clinic Services | 2021 |
| 3/25/2021 | ISS Facility Services Clinic Janitorial Services L&N BLDG MARCH 2021 | (255.52) | 502 | Transfer for Clinic Services | 2021 |
| 3/1/2021 | CDHPHRA 2021 | (249,169.68) | 213 | HRA Embedded Claims - Wage Works | 2021 |
| 3/1/2021 | HRA Waiver 2021 | (97,065.24) | 214 | HRA Waiver Claims - Wage Works | 2021 |
| 3/1/2021 | HRA Waiver D/V 2021 | (28,060.82) | 214 | HRA Waiver Claims - Wage Works | 2021 |
| 3/2/2021 | CDHPHRA 2021 | (527,286.47) | 213 | HRA Embedded Claims - Wage Works | 2021 |
| 3/2/2021 | HRA Waiver 2021 | (214,397.49) | 214 | HRA Waiver Claims - Wage Works | 2021 |
| 3/2/2021 | HRA Waiver D/V 2021 | (51,185.05) | 214 | HRA Waiver Claims - Wage Works | 2021 |
| 3/3/2021 | CDHPHRA 2021 | (87,849.56) | 213 | HRA Embedded Claims - Wage Works | 2021 |
| 3/3/2021 | HRA Waiver 2021 | (43,502.34) | 214 | HRA Waiver Claims - Wage Works | 2021 |
| 3/3/2021 | HRA Waiver D/V 2021 | (2,922.07) | 214 | HRA Waiver Claims - Wage Works | 2021 |
| 3/3/2021 | Claims 2021 | (5,903,137.07) | 310 | Pharmacy Claims - CVS | 2021 |
| 3/4/2021 | CDHPHRA 2021 | (217,159.19) | 213 | HRA Embedded Claims - Wage Works | 2021 |
| 3/4/2021 | HRA Waiver 2021 | (85,912.90) | 214 | HRA Waiver Claims - Wage Works | 2021 |
| 3/4/2021 | HRA Waiver D/V 2021 | (28,523.66) | 214 | HRA Waiver Claims - Wage Works | 2021 |
| 3/5/2021 | CDHPHRA 2021 | (251,924.39) | 213 | HRA Embedded Claims - Wage Works | 2021 |
| 3/5/2021 | HRA Waiver 2021 | (113,286.71) | 214 | HRA Waiver Claims - Wage Works | 2021 |
| 3/5/2021 | HRA Waiver D/V 2021 | (30,536.43) | 214 | HRA Waiver Claims - Wage Works | 2021 |
| 3/8/2021 | CDHPHRA 2021 | (242,960.64) | 213 | HRA Embedded Claims - Wage Works | 2021 |
| 3/8/2021 | HRA Waiver 2021 | (99,777.97) | 214 | HRA Waiver Claims - Wage Works | 2021 |
| 3/8/2021 | HRA Waiver D/V 2021 | (21,541.02) | 214 | HRA Waiver Claims - Wage Works | 2021 |
| 3/9/2021 | CDHPHRA 2021 | (531,643.83) | 213 | HRA Embedded Claims - Wage Works | 2021 |
| 3/9/2021 | HRA Waiver 2021 | (199,743.09) | 214 | HRA Waiver Claims - Wage Works | 2021 |
| 3/9/2021 | HRA Waiver D/V 2021 | (53,456.08) | 214 | HRA Waiver Claims - Wage Works | 2021 |
| 3/10/2021 | CDHPHRA 2021 | (81,513.08) | 213 | HRA Embedded Claims - Wage Works | 2021 |
| 3/10/2021 | HRA Waiver 2021 | (40,462.79) | 214 | HRA Waiver Claims - Wage Works | 2021 |
| 3/10/2021 | HRA Waiver D/V 2021 | (10,114.14) | 214 | HRA Waiver Claims - Wage Works | 2021 |

Kentucky Employees' Health Plan – Status Report
1st Quarter, 2021
Attachment A – Transaction Report
Page A-27

| Date | Description | Amount | LRC Code | LRC Description | Plan Year |
|-----------|---------------------|-----------------|----------|----------------------------------|-----------|
| 3/10/2021 | Claims 2021 | (10,146,235.93) | 310 | Pharmacy Claims - CVS | 2021 |
| 3/11/2021 | CDHPHRA 2021 | (241,023.36) | 213 | HRA Embedded Claims - Wage Works | 2021 |
| 3/11/2021 | HRA Waiver 2021 | (87,539.47) | 214 | HRA Waiver Claims - Wage Works | 2021 |
| 3/11/2021 | HRA Waiver D/V 2021 | (23,582.43) | 214 | HRA Waiver Claims - Wage Works | 2021 |
| 3/12/2021 | CDHPHRA 2021 | (259,669.37) | 213 | HRA Embedded Claims - Wage Works | 2021 |
| 3/12/2021 | HRA Waiver 2021 | (92,313.41) | 214 | HRA Waiver Claims - Wage Works | 2021 |
| 3/12/2021 | HRA Waiver D/V 2021 | (28,662.11) | 214 | HRA Waiver Claims - Wage Works | 2021 |
| 3/15/2021 | CDHPHRA 2021 | (251,950.12) | 213 | HRA Embedded Claims - Wage Works | 2021 |
| 3/15/2021 | HRA Waiver 2021 | (88,698.28) | 214 | HRA Waiver Claims - Wage Works | 2021 |
| 3/15/2021 | HRA Waiver D/V 2021 | (19,554.20) | 214 | HRA Waiver Claims - Wage Works | 2021 |
| 3/16/2021 | CDHPHRA 2021 | (552,795.30) | 213 | HRA Embedded Claims - Wage Works | 2021 |
| 3/16/2021 | HRA Waiver 2021 | (212,664.70) | 214 | HRA Waiver Claims - Wage Works | 2021 |
| 3/16/2021 | HRA Waiver D/V 2021 | (50,398.05) | 214 | HRA Waiver Claims - Wage Works | 2021 |
| 3/17/2021 | Claims 2021 | (12,628,940.27) | 310 | Pharmacy Claims - CVS | 2021 |
| 3/17/2021 | CDHPHRA 2021 | (84,112.84) | 213 | HRA Embedded Claims - Wage Works | 2021 |
| 3/17/2021 | HRA Waiver 2021 | (40,033.06) | 214 | HRA Waiver Claims - Wage Works | 2021 |
| 3/17/2021 | HRA Waiver D/V 2021 | (8,127.78) | 214 | HRA Waiver Claims - Wage Works | 2021 |
| 3/18/2021 | CDHPHRA 2021 | (263,486.69) | 213 | HRA Embedded Claims - Wage Works | 2021 |
| 3/18/2021 | HRA Waiver 2021 | (98,422.65) | 214 | HRA Waiver Claims - Wage Works | 2021 |
| 3/18/2021 | HRA Waiver D/V 2021 | (16,142.55) | 214 | HRA Waiver Claims - Wage Works | 2021 |
| 3/19/2021 | CDHPHRA 2021 | (266,599.10) | 213 | HRA Embedded Claims - Wage Works | 2021 |
| 3/19/2021 | HRA Waiver 2021 | (99,703.79) | 214 | HRA Waiver Claims - Wage Works | 2021 |
| 3/19/2021 | HRA Waiver D/V 2021 | (18,826.54) | 214 | HRA Waiver Claims - Wage Works | 2021 |
| 3/22/2021 | CDHPHRA 2021 | (223,278.94) | 213 | HRA Embedded Claims - Wage Works | 2021 |
| 3/22/2021 | HRA Waiver 2021 | (89,474.00) | 214 | HRA Waiver Claims - Wage Works | 2021 |
| 3/22/2021 | HRA Waiver D/V 2021 | (24,753.53) | 214 | HRA Waiver Claims - Wage Works | 2021 |
| 3/23/2021 | CDHPHRA 2021 | (523,883.03) | 213 | HRA Embedded Claims - Wage Works | 2021 |
| 3/23/2021 | HRA Waiver 2021 | (213,004.01) | 214 | HRA Waiver Claims - Wage Works | 2021 |
| 3/23/2021 | HRA Waiver D/V 2021 | (41,177.19) | 214 | HRA Waiver Claims - Wage Works | 2021 |
| 3/24/2021 | CDHPHRA 2021 | (75,002.46) | 213 | HRA Embedded Claims - Wage Works | 2021 |
| 3/24/2021 | HRA Waiver 2021 | (34,503.99) | 214 | HRA Waiver Claims - Wage Works | 2021 |
| 3/24/2021 | HRA Waiver D/V 2021 | (3,539.04) | 214 | HRA Waiver Claims - Wage Works | 2021 |
| 3/25/2021 | CDHPHRA 2021 | (212,950.19) | 213 | HRA Embedded Claims - Wage Works | 2021 |
| 3/25/2021 | HRA Waiver 2021 | (75,357.09) | 214 | HRA Waiver Claims - Wage Works | 2021 |
| 3/25/2021 | HRA Waiver D/V 2021 | (28,003.74) | 214 | HRA Waiver Claims - Wage Works | 2021 |
| 3/25/2021 | Claims 2021 | (11,715,369.17) | 310 | Pharmacy Claims - CVS | 2021 |
| 3/26/2021 | CDHPHRA 2021 | (243,647.66) | 213 | HRA Embedded Claims - Wage Works | 2021 |
| 3/26/2021 | HRA Waiver 2021 | (87,727.38) | 214 | HRA Waiver Claims - Wage Works | 2021 |
| 3/26/2021 | HRA Waiver D/V 2021 | (22,737.99) | 214 | HRA Waiver Claims - Wage Works | 2021 |

Kentucky Employees' Health Plan – Status Report
1st Quarter, 2021
Attachment A – Transaction Report
Page A-28

| Date | Description | Amount | LRC Code | LRC Description | Plan Year |
|-----------|---|-------------------------|----------|----------------------------------|-----------|
| 3/29/2021 | CDHPHRA 2021 | (252,213.77) | 213 | HRA Embedded Claims - Wage Works | 2021 |
| 3/29/2021 | HRA Waiver 2021 | (103,238.27) | 214 | HRA Waiver Claims - Wage Works | 2021 |
| 3/29/2021 | HRA Waiver D/V 2021 | (23,124.18) | 214 | HRA Waiver Claims - Wage Works | 2021 |
| 3/30/2021 | CDHPHRA 2021 | (483,113.31) | 213 | HRA Embedded Claims - Wage Works | 2021 |
| 3/30/2021 | HRA Waiver 2021 | (180,148.65) | 214 | HRA Waiver Claims - Wage Works | 2021 |
| 3/30/2021 | HRA Waiver D/V 2021 | (50,267.74) | 214 | HRA Waiver Claims - Wage Works | 2021 |
| 3/31/2021 | CDHPHRA 2021 | (80,810.95) | 213 | HRA Embedded Claims - Wage Works | 2021 |
| 3/31/2021 | HRA Waiver 2021 | (32,884.66) | 214 | HRA Waiver Claims - Wage Works | 2021 |
| 3/31/2021 | HRA Waiver D/V 2021 | (3,610.16) | 214 | HRA Waiver Claims - Wage Works | 2021 |
| 3/4/2021 | pilot acupuncture program | (4,923.14) | 210 | Medical Claims - Anthem | 2021 |
| 3/16/2021 | pilot acupuncture program | (3,952.38) | 210 | Medical Claims - Anthem | 2021 |
| 3/17/2021 | Health Ins. Dep. Eligibility Audit Feb 2021 | (25,470.20) | 219 | Ongoing Dependent Eligibility | 2021 |
| | March | <u>(75,373,961.28)</u> | | | |
| | Ending Balance | <u>\$392,067,408.81</u> | | | |

| March Account Summary | | |
|------------------------------|---------------------------------------|-------------------------------|
| 101 | Premiums | 84,384,449.10 |
| 102 | HRA Waiver Contribution | 647,083.18 |
| 110 | Interest Income | (14,578.26) |
| 121 | Drug Rebates - CVS | 0.00 |
| 130 | Transfers From other plan year(s) | 0.00 |
| 210 | Medical Claims - Anthem | (105,228,076.81) |
| 213 | HRA Embedded Claims - Wage Works | (6,405,340.13) |
| 214 | HRA Waiver Claims - Wage Works | (3,200,160.23) |
| 215 | Anthem Admin | (3,448,787.00) |
| 216 | Wage Works Admin | (429,362.20) |
| 217 | MDX Medical Admin - Compass Choice | (103,607.40) |
| 218 | Rethink BH Services | (88,184.00) |
| 219 | Ongoing Dependent Eligibility Audit | (25,470.20) |
| 220 | Printing & Postage Services | 0.00 |
| 221 | Staywell Admin | 0.00 |
| 222 | Staywell Claims | 0.00 |
| 310 | Pharmacy Claims - CVS | (40,437,861.51) |
| 311 | CVS Admin | (1,022,788.22) |
| 500 | Transfers To other plan year(s) | 0.00 |
| 501 | Operating Transfer/ Exp & Adj | 0.00 |
| 502 | Transfer for Clinic Cleaning Services | (1,277.60) |
| 503 | Voided/NSF/Cancelled Check Fees | 0.00 |
| | March Activity | <u>(75,373,961.28)</u> |

Kentucky Employees' Health Plan – Status Report
1st Quarter, 2021
Attachment B – Summary
 Page B-2

| | 2019 Balance Forward | Plan Year 2016 | | | | | | | | | | | | Plan Year Transactions to Date | | |
|---|----------------------|----------------|--------------|-------------|----------|--------------|-------------------|-------------|--------------|--------------|------------|--------------|-------------|--------------------------------|------|--------------------|
| | | January-20 | February-20 | March-20 | April-20 | May-20 | June-20 | July-20 | August-20 | September-20 | October-20 | November-20 | December-20 | | | |
| 101 PREMIUMS | \$1,632,967,051.25 | 0.00 | 0.00 | 0.00 | 0.00 | 0.00 | 0.00 | 0.00 | 0.00 | 0.00 | 0.00 | 0.00 | 0.00 | 0.00 | 0.00 | \$1,632,967,051.25 |
| 102 HRA WAIVER CONTRIBUTION | \$47,516,224.39 | 0.00 | 0.00 | 0.00 | 0.00 | 0.00 | 0.00 | 0.00 | 0.00 | 0.00 | 0.00 | 0.00 | 0.00 | 0.00 | 0.00 | \$47,516,224.39 |
| 110 INTEREST INCOME | \$7,627,758.07 | 0.00 | 0.00 | 0.00 | 0.00 | 0.00 | 0.00 | 0.00 | 0.00 | 0.00 | 0.00 | 0.00 | 0.00 | 0.00 | 0.00 | \$7,627,758.07 |
| 120 DRUG REBATES- ESCRIPTS | \$0.00 | 0.00 | 0.00 | 0.00 | 0.00 | 0.00 | 0.00 | 0.00 | 0.00 | 0.00 | 0.00 | 0.00 | 0.00 | 0.00 | 0.00 | \$0.00 |
| 120 DRUG REBATES- CVS | \$72,152,362.68 | 0.00 | 0.00 | 0.00 | 0.00 | 0.00 | 0.00 | 0.00 | 0.00 | 0.00 | 0.00 | 0.00 | 0.00 | 0.00 | 0.00 | \$72,152,362.68 |
| 121 DRUG REBATES- CVS | \$13,478.00 | 0.00 | 0.00 | 0.00 | 0.00 | 0.00 | 0.00 | 0.00 | 0.00 | 0.00 | 0.00 | 0.00 | 0.00 | 0.00 | 0.00 | \$13,478.00 |
| 130 TRANSFERS FROM OTHER PLAN YEAR(S) | \$693,465.51 | 0.00 | 153,018.13 | 0.00 | 0.00 | 0.00 | 0.00 | 0.00 | 108,174.36 | 0.00 | 0.00 | 140,593.83 | 0.00 | 0.00 | 0.00 | \$1,095,251.83 |
| 201 MEDICAL CLAIMS HUMANA | (\$13,652,574.51) | 0.00 | 0.00 | 0.00 | 0.00 | 0.00 | 0.00 | 0.00 | 0.00 | 0.00 | 0.00 | 0.00 | 0.00 | 0.00 | 0.00 | (\$13,652,574.51) |
| 202 HUMANA ADMIN FEES | \$1,289.81 | 0.00 | 0.00 | 0.00 | 0.00 | 0.00 | 0.00 | 0.00 | 0.00 | 0.00 | 0.00 | 0.00 | 0.00 | 0.00 | 0.00 | \$1,289.81 |
| 203 HRA EMBEDDED CLAIMS HUMANA | \$2,756.85 | 0.00 | 0.00 | 0.00 | 0.00 | 0.00 | 0.00 | 0.00 | 0.00 | 0.00 | 0.00 | 0.00 | 0.00 | 0.00 | 0.00 | \$2,756.85 |
| 204 HRA WAIVER CLAIMS HUMANA | (\$965,946,316.50) | 167,196.86 | (136,954.42) | 59,887.35 | 592.25 | 149,660.91 | 14,098.88 | 69,266.93 | 9,537.71 | 130,376.24 | 5,606.61 | 111,910.50 | 8,766.11 | (166.00) | 0.00 | (\$965,355,368.57) |
| 210 MEDICAL CLAIMS- ANTHEM | (\$43,354,337.78) | 0.00 | 0.00 | 0.00 | 0.00 | 0.00 | 0.00 | 0.00 | 0.00 | 0.00 | 0.00 | 0.00 | 0.00 | 0.00 | 0.00 | (\$43,354,337.78) |
| 213 HRA EMBEDDED CLAIMS- WW | (\$40,101,132.63) | 0.00 | 0.00 | 0.00 | 0.00 | 0.00 | 0.00 | 0.00 | 0.00 | 0.00 | 0.00 | 0.00 | 0.00 | 0.00 | 0.00 | (\$40,101,132.63) |
| 214 HRA WAIVER CLAIMS- WW | (\$46,512,941.38) | 0.00 | 0.00 | 0.00 | 0.00 | 0.00 | 0.00 | 0.00 | 0.00 | 0.00 | 0.00 | 0.00 | 0.00 | 0.00 | 0.00 | (\$46,512,941.38) |
| 215 ANTHEM ADMIN | (\$4,430,107.57) | 0.00 | 0.00 | 0.00 | 0.00 | 0.00 | 0.00 | 0.00 | 0.00 | 0.00 | 0.00 | 0.00 | 0.00 | 0.00 | 0.00 | (\$4,430,107.57) |
| 216 WAGE WORIS ADMIN | (\$937,280.09) | 0.00 | 0.00 | 0.00 | 0.00 | 0.00 | 0.00 | 0.00 | 0.00 | 0.00 | 0.00 | 0.00 | 0.00 | 0.00 | 0.00 | (\$937,280.09) |
| 217 MDX MEDICAL ADMIN- COMPASS | \$0.00 | 0.00 | 0.00 | 0.00 | 0.00 | 0.00 | 0.00 | 0.00 | 0.00 | 0.00 | 0.00 | 0.00 | 0.00 | 0.00 | 0.00 | \$0.00 |
| 218 Rethink - BH Services | \$0.00 | 0.00 | 0.00 | 0.00 | 0.00 | 0.00 | 0.00 | 0.00 | 0.00 | 0.00 | 0.00 | 0.00 | 0.00 | 0.00 | 0.00 | \$0.00 |
| 219 Dependent Eligibility Audit | \$0.00 | 0.00 | 0.00 | 0.00 | 0.00 | 0.00 | 0.00 | 0.00 | 0.00 | 0.00 | 0.00 | 0.00 | 0.00 | 0.00 | 0.00 | \$0.00 |
| 220 Printing & Postage | \$0.00 | 0.00 | 0.00 | 0.00 | 0.00 | 0.00 | 0.00 | 0.00 | 0.00 | 0.00 | 0.00 | 0.00 | 0.00 | 0.00 | 0.00 | \$0.00 |
| 221 Staywell Admin | \$0.00 | 0.00 | 0.00 | 0.00 | 0.00 | 0.00 | 0.00 | 0.00 | 0.00 | 0.00 | 0.00 | 0.00 | 0.00 | 0.00 | 0.00 | \$0.00 |
| 222 Staywell Claims | \$0.00 | 0.00 | 0.00 | 0.00 | 0.00 | 0.00 | 0.00 | 0.00 | 0.00 | 0.00 | 0.00 | 0.00 | 0.00 | 0.00 | 0.00 | \$0.00 |
| 301 PHARMACY CLAIMS - ESI | \$0.00 | 0.00 | 0.00 | 0.00 | 0.00 | 0.00 | 0.00 | 0.00 | 0.00 | 0.00 | 0.00 | 0.00 | 0.00 | 0.00 | 0.00 | \$0.00 |
| 302 EXPRESS SCRIPTS ADMIN FEES | \$0.00 | 0.00 | 0.00 | 0.00 | 0.00 | 0.00 | 0.00 | 0.00 | 0.00 | 0.00 | 0.00 | 0.00 | 0.00 | 0.00 | 0.00 | \$0.00 |
| 310 PHARMACY CLAIMS- CVS | (\$362,575,807.12) | 3.19 | 0.00 | 0.00 | 1.27 | (394.28) | (2,592.68) | 0.00 | 0.00 | 0.00 | (426.87) | 0.00 | 0.00 | 0.00 | 0.00 | (\$362,579,310.29) |
| 311 CVS ADMIN | (\$9,340,301.00) | 0.00 | 0.00 | 0.00 | 0.00 | 0.00 | 0.00 | 0.00 | 0.00 | 0.00 | 0.00 | 0.00 | 0.00 | 0.00 | 0.00 | (\$9,340,301.00) |
| 500 TRANSFERS TO OTHER PLAN YEAR(S) | \$0.00 | 0.00 | 0.00 | 0.00 | 0.00 | 0.00 | 0.00 | 0.00 | 0.00 | 0.00 | 0.00 | 0.00 | 0.00 | 0.00 | 0.00 | \$0.00 |
| 501 OPERATING TRANSFER/EXP & ADJ | (\$186,796,027.57) | 0.00 | 0.00 | 0.00 | 0.00 | 0.00 | 0.00 | 0.00 | 0.00 | 0.00 | 0.00 | 0.00 | 0.00 | 0.00 | 0.00 | (\$186,796,027.57) |
| 502 Transfer for Clinic Cleaning Services | \$0.00 | 0.00 | 0.00 | 0.00 | 0.00 | 0.00 | 0.00 | 0.00 | 0.00 | 0.00 | 0.00 | 0.00 | 0.00 | 0.00 | 0.00 | \$0.00 |
| 503 Voided/NSF/Cancelled Check Fees | \$0.00 | 0.00 | 0.00 | 0.00 | 0.00 | 0.00 | 0.00 | 0.00 | 0.00 | 0.00 | 0.00 | 0.00 | 0.00 | 0.00 | 0.00 | \$0.00 |
| Total Cash Transactions: | \$87,328,360.41 | \$167,200.05 | \$16,063.71 | \$59,888.62 | \$197.97 | \$147,068.23 | (\$87,699,459.73) | \$69,266.93 | \$117,712.07 | \$129,949.37 | \$5,606.61 | \$252,510.53 | \$8,766.11 | 0.00 | 0.00 | \$693,032.88 |

Kentucky Employees' Health Plan – Status Report
1st Quarter, 2021
Attachment B – Summary
 Page B-3

| 2019 | Plan Year 2016 | | | | | | | | | | | | | |
|--|----------------------|--------------|--------------|--------------|------------------|--------------|--------------------|-------------|-------------|--------------|--------------|--------------|---------------|--------------------------------|
| | 2018 Balance Forward | January-19 | February-19 | March-19 | April-19 | May-19 | June-19 | July-19 | August-19 | September-19 | October-19 | November-19 | December-19 | Plan Year Transactions to Date |
| 101. PREMIUMS | \$1,692,967,051.25 | 0.00 | 0.00 | 0.00 | 0.00 | 0.00 | 0.00 | 0.00 | 0.00 | 0.00 | 0.00 | 0.00 | 0.00 | \$1,692,967,051.25 |
| 102. HRA WAIVER CONTRIBUTION | \$47,516,224.39 | 0.00 | 0.00 | 0.00 | 0.00 | 0.00 | 0.00 | 0.00 | 0.00 | 0.00 | 0.00 | 0.00 | 0.00 | \$47,516,224.39 |
| 110. INTEREST INCOME | \$7,627,758.07 | 493,113.46 | 451,511.62 | 426,947.56 | (1,371,572.64) | 0.00 | 0.00 | 0.00 | 0.00 | 0.00 | 0.00 | 0.00 | 0.00 | \$7,627,758.07 |
| 120. DRUG REBATES- ESCRIPTS | \$0.00 | 0.00 | 0.00 | 0.00 | 0.00 | 0.00 | 0.00 | 0.00 | 0.00 | 0.00 | 0.00 | 0.00 | 0.00 | \$0.00 |
| 121. DRUG REBATES- CVS | \$72,017,116.58 | 100,020.35 | 0.00 | 0.00 | 17,776.88 | 0.00 | 0.00 | 5,932.40 | 0.00 | 0.00 | 11,516.47 | 0.00 | 0.00 | \$72,152,362.68 |
| 130. TRANSFERS FROM OTHER PLAN YEAR(S) | \$13,478.00 | 0.00 | 0.00 | 0.00 | 0.00 | 0.00 | 0.00 | 0.00 | 0.00 | 0.00 | 0.00 | 0.00 | 0.00 | \$13,478.00 |
| 201. MEDICAL CLAIMS HUMANA | \$362,255.47 | 0.00 | 116,169.58 | 0.00 | 0.00 | 171,020.08 | 0.00 | 44,020.38 | 0.00 | 0.00 | 0.00 | 0.00 | 0.00 | \$693,465.51 |
| 202. HUMANA ADMIN FEES | (\$13,652,574.51) | 0.00 | 0.00 | 0.00 | 0.00 | 0.00 | 0.00 | 0.00 | 0.00 | 0.00 | 0.00 | 0.00 | 0.00 | (\$13,652,574.51) |
| 203. HRA EMBEDDED CLAIMS HUMANA | \$1,289.81 | 0.00 | 0.00 | 0.00 | 0.00 | 0.00 | 0.00 | 0.00 | 0.00 | 0.00 | 0.00 | 0.00 | 0.00 | \$1,289.81 |
| 204. HRA WAIVER CLAIMS HUMANA | \$2,756.85 | 0.00 | 0.00 | 0.00 | 0.00 | 0.00 | 0.00 | 0.00 | 0.00 | 0.00 | 0.00 | 0.00 | 0.00 | \$2,756.85 |
| 210. MEDICAL CLAIMS- ANTHEM | \$966,440,697.90 | 47,966.71 | (3,217.72) | (17,426.02) | 122,970.25 | 80,861.25 | 4,402.72 | 30,657.75 | 34,561.12 | 23,494.52 | 135,817.87 | 124,606.43 | (89,313.46) | (\$965,945,316.50) |
| 213. HRA EMBEDDED CLAIMS- WW | \$43,353,233.57 | 198.18 | 1,432.32 | (5.80) | 0.00 | 0.00 | 0.00 | 0.00 | (618.61) | 0.00 | (2,311.30) | 0.00 | 0.00 | (\$43,354,537.78) |
| 214. HRA WAIVER CLAIMS- WW | (\$40,098,274.28) | (0.01) | 0.00 | 0.00 | 0.00 | 0.00 | 0.00 | 0.00 | (2,018.58) | 0.00 | (834.36) | 0.00 | 0.00 | (\$40,101,132.63) |
| 215. ANTHEM ADMIN | (\$4,430,107.57) | 0.00 | 0.00 | 0.00 | 0.00 | 0.00 | 0.00 | 0.00 | 0.00 | 0.00 | 0.00 | 0.00 | 0.00 | (\$4,430,107.57) |
| 216. WAGE WORKS ADMIN | (\$937,280.09) | 0.00 | 0.00 | 0.00 | 0.00 | 0.00 | 0.00 | 0.00 | 0.00 | 0.00 | 0.00 | 0.00 | 0.00 | (\$937,280.09) |
| 217. MDX MEDICAL ADMIN- COMPASS | \$0.00 | 0.00 | 0.00 | 0.00 | 0.00 | 0.00 | 0.00 | 0.00 | 0.00 | 0.00 | 0.00 | 0.00 | 0.00 | \$0.00 |
| 218. Rethink - BH Services | \$0.00 | 0.00 | 0.00 | 0.00 | 0.00 | 0.00 | 0.00 | 0.00 | 0.00 | 0.00 | 0.00 | 0.00 | 0.00 | \$0.00 |
| 219. Dependent Eligibility Audit | \$0.00 | 0.00 | 0.00 | 0.00 | 0.00 | 0.00 | 0.00 | 0.00 | 0.00 | 0.00 | 0.00 | 0.00 | 0.00 | \$0.00 |
| 220. Printing & Postage | \$0.00 | 0.00 | 0.00 | 0.00 | 0.00 | 0.00 | 0.00 | 0.00 | 0.00 | 0.00 | 0.00 | 0.00 | 0.00 | \$0.00 |
| 221. Staywell Admin | \$0.00 | 0.00 | 0.00 | 0.00 | 0.00 | 0.00 | 0.00 | 0.00 | 0.00 | 0.00 | 0.00 | 0.00 | 0.00 | \$0.00 |
| 222. Staywell Claims | \$0.00 | 0.00 | 0.00 | 0.00 | 0.00 | 0.00 | 0.00 | 0.00 | 0.00 | 0.00 | 0.00 | 0.00 | 0.00 | \$0.00 |
| 301. PHARMACY CLAIMS- ESI | \$0.00 | 0.00 | 0.00 | 0.00 | 0.00 | 0.00 | 0.00 | 0.00 | 0.00 | 0.00 | 0.00 | 0.00 | 0.00 | \$0.00 |
| 302. EXPRESS SCRIPTS ADMIN FEES | \$0.00 | 0.00 | 0.00 | 0.00 | 0.00 | 0.00 | 0.00 | 0.00 | 0.00 | 0.00 | 0.00 | 0.00 | 0.00 | \$0.00 |
| 310. PHARMACY CLAIMS- CVS | (\$362,534,567.83) | (9,256.86) | (3,840.14) | (17.11) | (270.12) | (5,621.99) | (19,001.95) | (3,228.51) | (935.13) | (18.70) | 152.72 | (756.52) | 1,455.02 | (\$362,575,907.12) |
| 311. CVS ADMIN | (\$9,339,176.00) | (435.80) | (334.85) | (4.50) | (56.30) | (1.50) | (271.85) | 0.00 | (20.20) | 0.00 | 0.00 | 0.00 | 0.00 | (\$9,340,301.00) |
| 500. TRANSFERS TO OTHER PLAN YEAR(S) | \$0.00 | 0.00 | 0.00 | 0.00 | 0.00 | 0.00 | 0.00 | 0.00 | 0.00 | 0.00 | 0.00 | 0.00 | 0.00 | \$0.00 |
| 501. OPERATING TRANSFER/EXP & ADJ | (\$51,655,527.57) | 0.00 | 0.00 | 0.00 | 0.00 | 0.00 | (135,140,500.00) | 0.00 | 0.00 | 0.00 | 0.00 | 0.00 | 0.00 | (\$186,796,027.57) |
| 502. Transfer for Clinic Cleaning Services | \$0.00 | 0.00 | 0.00 | 0.00 | 0.00 | 0.00 | 0.00 | 0.00 | 0.00 | 0.00 | 0.00 | 0.00 | 0.00 | \$0.00 |
| 503. Voided/NSF/Cancelled Check Fees | \$0.00 | 0.00 | 0.00 | 0.00 | 0.00 | 0.00 | 0.00 | 0.00 | 0.00 | 0.00 | 0.00 | 0.00 | 0.00 | \$0.00 |
| Total Cash Transactions: | \$221,553,550.72 | \$651,606.03 | \$561,720.81 | \$409,494.13 | (\$1,231,151.93) | \$246,253.04 | (\$136,155,371.08) | \$77,382.02 | \$30,968.60 | \$23,475.82 | \$144,340.80 | \$123,849.91 | (\$87,854.46) | \$87,326,260.41 |

Kentucky Employees' Health Plan – Status Report
 1st Quarter, 2021
 Attachment B – Summary
 Page B-4

| | | Plan Year 2016 | | | | | | | | | | | | Plan Year Transactions to Date | |
|-------------------------|---------------------------------------|----------------------|---------------|--------------|--------------|--------------|----------------|-------------------|----------------|--------------|--------------|--------------|--------------|--------------------------------|--------------------------------|
| | | 2017 Balance Forward | January-18 | February-18 | March-18 | April-18 | May-18 | June-18 | July-18 | August-18 | September-18 | October-18 | November-18 | December-18 | Plan Year Transactions to Date |
| 101 | PREMIUMS | \$1,632,967,051.25 | 0.00 | 0.00 | 0.00 | 0.00 | 0.00 | 0.00 | 0.00 | 0.00 | 0.00 | 0.00 | 0.00 | 0.00 | \$1,632,967,051.25 |
| 102 | HRA WAIVER CONTRIBUTION | \$47,516,224.39 | 0.00 | 0.00 | 0.00 | 0.00 | 0.00 | 0.00 | 0.00 | 0.00 | 0.00 | 0.00 | 0.00 | 0.00 | \$47,516,224.39 |
| 110 | INTEREST INCOME | \$3,472,503.18 | (5,132.63) | 297,494.59 | 340,342.81 | 376,403.98 | 375,130.85 | 424,543.44 | 845,926.51 | 424,543.44 | 299,301.17 | 409,147.68 | 424,571.11 | 367,513.98 | \$7,627,758.07 |
| 120 | DRUG REBATES- ESCRIPTS | \$0.00 | 0.00 | 0.00 | 0.00 | 0.00 | 0.00 | 0.00 | 0.00 | 0.00 | 0.00 | 0.00 | 0.00 | 0.00 | \$0.00 |
| 121 | DRUG REBATES- CVS | \$71,648,779.82 | 51,467.15 | 0.00 | 0.00 | 146,793.54 | 0.00 | 0.00 | 95,704.18 | 0.00 | 0.00 | 74,371.89 | 0.00 | 0.00 | \$72,017,116.58 |
| 130 | TRANSFERS FROM OTHER PLAN YEAR(S) | \$0.00 | 0.00 | 0.00 | 0.00 | 0.00 | 0.00 | 13,478.00 | 0.00 | 0.00 | 0.00 | 0.00 | 0.00 | 0.00 | \$13,478.00 |
| 201 | MEDICAL CLAIMS HUMANA | \$556.45 | 0.00 | 0.00 | 0.00 | 0.00 | 0.00 | 0.00 | 0.00 | 238,285.73 | 0.00 | 122,413.29 | 0.00 | 0.00 | \$382,254.47 |
| 202 | HUMANA ADMIN FEES | (\$13,652,574.51) | 0.00 | 0.00 | 0.00 | 0.00 | 0.00 | 0.00 | 0.00 | 0.00 | 0.00 | 0.00 | 0.00 | 0.00 | (\$13,652,574.51) |
| 203 | HRA EMBEDDED CLAIMS HUMANA | \$1,289.81 | 0.00 | 0.00 | 0.00 | 0.00 | 0.00 | 0.00 | 0.00 | 0.00 | 0.00 | 0.00 | 0.00 | 0.00 | \$1,289.81 |
| 204 | HRA WAIVER CLAIMS HUMANA | \$2,756.85 | 0.00 | 0.00 | 0.00 | 0.00 | 0.00 | 0.00 | 0.00 | 0.00 | 0.00 | 0.00 | 0.00 | 0.00 | \$2,756.85 |
| 210 | MEDICAL CLAIMS- ANTHEM | (\$967,774,871.70) | (77,709.55) | 185,077.74 | (70,928.24) | (108,053.71) | 847,932.96 | (2,611) | (16,768.32) | 222,594.09 | 154,273.10 | 174,946.34 | (20,515.39) | 58,235.37 | (\$966,440,697.90) |
| 213 | HRA EMBEDDED CLAIMS- WW | (\$43,345,274.73) | (403.53) | 0.00 | 1,099.09 | (4,433) | (2,611) | 0.00 | 0.00 | (4,344) | (4,489.31) | 213.00 | (6,365.71) | 0.00 | (\$43,353,232.57) |
| 214 | HRA WAIVER CLAIMS- WW | (\$40,080,554.35) | (7,556) | 0.00 | 1,998.40 | 0.00 | 0.00 | 0.00 | 0.00 | (11,824.69) | 1,106.43 | (8,900.05) | 12.84 | (105.30) | (\$40,098,274.28) |
| 215 | ANTHEM ADMIN | (\$46,512,941.38) | 0.00 | 0.00 | 0.00 | 0.00 | 0.00 | 0.00 | 0.00 | 0.00 | 0.00 | 0.00 | 0.00 | 0.00 | (\$46,512,941.38) |
| 216 | WAGE WORKS ADMIN | (\$4,430,107.57) | 0.00 | 0.00 | 0.00 | 0.00 | 0.00 | 0.00 | 0.00 | 0.00 | 0.00 | 0.00 | 0.00 | 0.00 | (\$4,430,107.57) |
| 217 | MDX MEDICAL ADMIN- COMPASS | (\$937,280.09) | 0.00 | 0.00 | 0.00 | 0.00 | 0.00 | 0.00 | 0.00 | 0.00 | 0.00 | 0.00 | 0.00 | 0.00 | (\$937,280.09) |
| 218 | Rethink - BH Services | \$0.00 | 0.00 | 0.00 | 0.00 | 0.00 | 0.00 | 0.00 | 0.00 | 0.00 | 0.00 | 0.00 | 0.00 | 0.00 | \$0.00 |
| 219 | Dependent Eligibility Audit | \$0.00 | 0.00 | 0.00 | 0.00 | 0.00 | 0.00 | 0.00 | 0.00 | 0.00 | 0.00 | 0.00 | 0.00 | 0.00 | \$0.00 |
| 220 | Printing & Postage | \$0.00 | 0.00 | 0.00 | 0.00 | 0.00 | 0.00 | 0.00 | 0.00 | 0.00 | 0.00 | 0.00 | 0.00 | 0.00 | \$0.00 |
| 221 | Staywell Admin | \$0.00 | 0.00 | 0.00 | 0.00 | 0.00 | 0.00 | 0.00 | 0.00 | 0.00 | 0.00 | 0.00 | 0.00 | 0.00 | \$0.00 |
| 222 | Staywell Claims | \$0.00 | 0.00 | 0.00 | 0.00 | 0.00 | 0.00 | 0.00 | 0.00 | 0.00 | 0.00 | 0.00 | 0.00 | 0.00 | \$0.00 |
| 301 | PHARMACY CLAIMS- ESI | \$0.00 | 0.00 | 0.00 | 0.00 | 0.00 | 0.00 | 0.00 | 0.00 | 0.00 | 0.00 | 0.00 | 0.00 | 0.00 | \$0.00 |
| 302 | EXPRESS SCRIPTS ADMIN FEES | \$0.00 | 0.00 | 0.00 | 0.00 | 0.00 | 0.00 | 0.00 | 0.00 | 0.00 | 0.00 | 0.00 | 0.00 | 0.00 | \$0.00 |
| 310 | PHARMACY CLAIMS- CVS | (\$362,486,937.56) | 41.84 | (1,706.49) | (1,831.50) | 0.79 | (1,171.23) | (37.97) | (4,220.58) | (6,113.60) | (779.60) | (28,349.11) | (640.46) | (2,822.34) | (\$362,534,567.83) |
| 311 | CVS ADMIN | (\$9,338,717.05) | (7.95) | (53.55) | (4.85) | (52.65) | (37.50) | (37.50) | (51.70) | (23.30) | (179.30) | (49.85) | (49.85) | 0.00 | (\$9,338,176.00) |
| 500 | TRANSFERS TO OTHER PLAN YEAR(S) | \$0.00 | 0.00 | 0.00 | 0.00 | 0.00 | 0.00 | 0.00 | 1.70 | 0.00 | 0.00 | 0.00 | 0.00 | 0.00 | \$0.00 |
| 501 | OPERATING TRANSFER/EXP & ADJ | (\$16,651,795.32) | 0.00 | 0.00 | 0.00 | 0.00 | 0.00 | (53,003,732.25) | 0.00 | 0.00 | 0.00 | 0.00 | 0.00 | 0.00 | (\$51,655,527.57) |
| 502 | Transfer for Clinic Cleaning Services | \$0.00 | 0.00 | 0.00 | 0.00 | 0.00 | 0.00 | 0.00 | 0.00 | 0.00 | 0.00 | 0.00 | 0.00 | 0.00 | \$0.00 |
| 503 | Voided/NSF/Cancelled Check Fees | \$0.00 | 0.00 | 0.00 | 0.00 | 0.00 | 0.00 | 0.00 | 0.00 | 0.00 | 0.00 | 0.00 | 0.00 | 0.00 | \$0.00 |
| Total Cash Transactions | | \$250,400,107.49 | (\$31,752.23) | \$480,812.29 | \$270,674.71 | \$415,085.52 | \$1,221,852.47 | (\$35,006,558.84) | \$1,159,948.56 | \$794,651.37 | \$474,610.04 | \$542,752.75 | \$482,175.84 | \$349,186.75 | \$21,553,550.72 |

Kentucky Employees' Health Plan – Status Report
 1st Quarter, 2021
 Attachment B – Summary
 Page B-5

| | | Plan Year 2016 | | | | | | | | | | | | Plan Year | |
|-------------------------|---------------------------------------|---------------------|------------------|-------------------|------------------|------------------|-----------------|----------------|-----------------|------------------|----------------|--------------|--------------|--------------|----------------------|
| | | 2016 Balance | January-17 | February-17 | March-17 | April-17 | May-17 | June-17 | July-17 | August-17 | September-17 | October-17 | November-17 | December-17 | Transactions to Date |
| | | Forward | | | | | | | | | | | | | |
| 2017 | | | | | | | | | | | | | | | |
| 101 | PREMIUMS | \$1,569,042,999.66 | 69,586,501.85 | 337,851.06 | 820.14 | 143.00 | 642.98 | 47.00 | 0.00 | 0.00 | 0.00 | 0.00 | 168.99 | 39.99 | \$1,632,867,051.25 |
| 102 | HRA WAIVER CONTRIBUTION | \$ 47,496,797.29 | 16,627.10 | 2,800.00 | 0.00 | 0.00 | 0.00 | 0.00 | 0.00 | 0.00 | 0.00 | 0.00 | 0.00 | 0.00 | \$47,516,224.39 |
| 110 | INTEREST INCOME | \$ 768,140.88 | 149,863.37 | 167,036.19 | 170,239.55 | 188,428.88 | 172,910.86 | 188,299.77 | 207,187.54 | 235,469.42 | 221,931.54 | 244,084.66 | 367,099.86 | 396,810.66 | \$3,472,503.18 |
| 120 | DRUG REBATES- ESCRIPTS | \$ - | 0.00 | 0.00 | 0.00 | 0.00 | 0.00 | 0.00 | 0.00 | 0.00 | 0.00 | 0.00 | 0.00 | 0.00 | \$0.00 |
| 121 | DRUG REBATES- CVS | \$ 20,656,029.69 | 15,006,654.62 | 0.00 | 0.00 | 0.00 | 25,193,775.68 | 0.00 | 10,811,711.59 | 0.00 | 0.00 | 34,628.24 | 0.00 | 0.00 | \$71,648,779.82 |
| 130 | TRANSFERS FROM OTHER PLAN YEAR(S) | \$ - | 0.00 | 0.00 | 0.00 | 0.00 | 0.00 | 0.00 | 0.00 | 0.00 | 0.00 | 0.00 | 0.00 | 0.00 | \$0.00 |
| 201 | MEDICAL CLAIMS HUMANA | \$ 556.45 | 0.00 | 0.00 | 0.00 | 0.00 | 0.00 | 0.00 | 0.00 | 0.00 | 0.00 | 0.00 | 0.00 | 0.00 | \$556.45 |
| 202 | HUMANA ADMIN FEES | \$ (11,541,572.45) | (702,786.77) | (1,408,215.28) | 0.00 | 0.00 | 0.00 | 0.00 | 0.00 | 0.00 | 0.00 | 0.00 | 0.00 | 0.00 | (\$13,652,574.51) |
| 203 | HRA EMBEDDED CLAIMS HUMANA | \$ 990.53 | 0.00 | 0.00 | 299.28 | 0.00 | 0.00 | 0.00 | 0.00 | 0.00 | 0.00 | 0.00 | 0.00 | 0.00 | \$1,289.81 |
| 204 | HRA WAIVER CLAIMS HUMANA | \$ 1,059.76 | 0.00 | 0.00 | 1,697.09 | 0.00 | 0.00 | 0.00 | 0.00 | 0.00 | 0.00 | 0.00 | 0.00 | 0.00 | \$2,756.85 |
| 210 | MEDICAL CLAIMS- ANTHEM | \$ (857,969,173.35) | (71,469,059.78) | (20,205,751.55) | (6,901,128.41) | (3,601,477.40) | (3,678,016.02) | (897,621.49) | (786,998.49) | (1,341,329.63) | (893,605.14) | (155,511.99) | (208,289.26) | 233,085.81 | (\$967,774,871.70) |
| 213 | HRA EMBEDDED CLAIMS- WW | \$ (41,742,517.41) | (985,701.44) | (249,681.08) | (248,325.58) | (115,294.21) | (733.00) | (739.30) | (867.06) | (4.89) | (8.87) | 0.00 | 683.03 | (4.93) | (\$43,343,274.73) |
| 214 | HRA WAIVER CLAIMS- WW | \$ (37,792,068.26) | (1,252,279.80) | (379,355.50) | (340,163.20) | (274,011.58) | (4.60) | (4,078.20) | (36,247.66) | (192.27) | (22.21) | (618.13) | 487.06 | 0.00 | (\$40,880,554.35) |
| 215 | ANTHEM ADMIN | \$ (46,487,719.38) | (25,222.00) | 0.00 | 0.00 | 0.00 | 0.00 | 0.00 | 0.00 | 0.00 | 0.00 | 0.00 | 0.00 | 0.00 | (\$46,512,941.38) |
| 216 | WAGE WORKS ADMIN | \$ (4,070,237.77) | (359,869.80) | 0.00 | 0.00 | 0.00 | 0.00 | 0.00 | 0.00 | 0.00 | 0.00 | 0.00 | 0.00 | 0.00 | (\$4,430,107.57) |
| 217 | MDX MEDICAL ADMIN- COMPASS | \$ (937,290.09) | 0.00 | 0.00 | 0.00 | 0.00 | 0.00 | 0.00 | 0.00 | 0.00 | 0.00 | 0.00 | 0.00 | 0.00 | (\$937,290.09) |
| 218 | Rethink - BH Services | \$0.00 | 0.00 | 0.00 | 0.00 | 0.00 | 0.00 | 0.00 | 0.00 | 0.00 | 0.00 | 0.00 | 0.00 | 0.00 | \$0.00 |
| 219 | Dependent Eligibility Audit | \$0.00 | 0.00 | 0.00 | 0.00 | 0.00 | 0.00 | 0.00 | 0.00 | 0.00 | 0.00 | 0.00 | 0.00 | 0.00 | \$0.00 |
| 220 | Printing & Postage | \$0.00 | 0.00 | 0.00 | 0.00 | 0.00 | 0.00 | 0.00 | 0.00 | 0.00 | 0.00 | 0.00 | 0.00 | 0.00 | \$0.00 |
| 221 | Staywell Admin | \$0.00 | 0.00 | 0.00 | 0.00 | 0.00 | 0.00 | 0.00 | 0.00 | 0.00 | 0.00 | 0.00 | 0.00 | 0.00 | \$0.00 |
| 222 | Staywell Claims | \$0.00 | 0.00 | 0.00 | 0.00 | 0.00 | 0.00 | 0.00 | 0.00 | 0.00 | 0.00 | 0.00 | 0.00 | 0.00 | \$0.00 |
| 301 | PHARMACY CLAIMS - ESI | \$0.00 | 0.00 | 0.00 | 0.00 | 0.00 | 0.00 | 0.00 | 0.00 | 0.00 | 0.00 | 0.00 | 0.00 | 0.00 | \$0.00 |
| 302 | EXPRESS SCRIPTS ADMIN FEES | \$0.00 | 0.00 | 0.00 | 0.00 | 0.00 | 0.00 | 0.00 | 0.00 | 0.00 | 0.00 | 0.00 | 0.00 | 0.00 | \$0.00 |
| 310 | PHARMACY CLAIMS- CVS | \$ (333,641,302.53) | (8,247,317.41) | (57,263.69) | (37,189.24) | (133,081.60) | (32,130.46) | (5,970.94) | (4,300.79) | (8,418.91) | (18,944.27) | 11,133.18 | (994.05) | (11,156.85) | (\$362,486,937.56) |
| 311 | CVS ADMIN | \$ (8,297,056.74) | (678,472.18) | (370,055.43) | (1,790.75) | 9,639.00 | (25.50) | (757.75) | (5.55) | 0.00 | (10.05) | (195.05) | 72.00 | (59.05) | (\$9,338,717.05) |
| 500 | TRANSFERS TO OTHER PLAN YEAR(S) | \$0.00 | 0.00 | 0.00 | 0.00 | 0.00 | 0.00 | 0.00 | 0.00 | 0.00 | 0.00 | 0.00 | 0.00 | 0.00 | \$0.00 |
| 501 | OPERATING TRANSFER/EXP & ADJ | \$ (10,125,407.32) | (5,975,454.00) | 0.00 | 0.00 | 0.00 | (550,934.00) | 0.00 | 0.00 | 0.00 | 0.00 | 0.00 | 0.00 | 0.00 | (\$16,651,795.32) |
| 502 | Transfer for Clinic Cleaning Services | \$0.00 | 0.00 | 0.00 | 0.00 | 0.00 | 0.00 | 0.00 | 0.00 | 0.00 | 0.00 | 0.00 | 0.00 | 0.00 | \$0.00 |
| 503 | Voided/NSF/Cancelled Check Fees | \$0.00 | 0.00 | 0.00 | 0.00 | 0.00 | 0.00 | 0.00 | 0.00 | 0.00 | 0.00 | 0.00 | 0.00 | 0.00 | \$0.00 |
| Total Cash Transactions | | \$259,342,238.56 | (\$5,236,536.24) | (\$22,167,635.29) | (\$7,355,541.12) | (\$3,925,648.91) | \$21,071,485.94 | (\$720,820.91) | \$10,186,479.58 | (\$1,014,476.28) | (\$690,659.00) | \$133,689.90 | \$159,018.63 | \$616,512.23 | \$250,400,107.49 |

Kentucky Employees' Health Plan – Status Report
 1st Quarter, 2021
 Attachment B – Summary
 Page B-6

| | | Plan Year 2016 | | | | | | | | | | | | Plan Year Transactions to Date | |
|-----|---------------------------------------|----------------------|-----------------|-----------------|-----------------|-----------------|-----------------|-------------------|-----------------|------------------|-----------------|-----------------|------------------|--------------------------------|--------------------------------|
| | | 2015 Balance Forward | January-16 | February-16 | March-16 | April-16 | May-16 | June-16 | July-16 | August-16 | September-16 | October-16 | November-16 | December-16 | Plan Year Transactions to Date |
| 101 | PREMIUMS | \$0.00 | 67,984,756.89 | 134,594,774.92 | 142,168,142.48 | 134,881,589.51 | 131,979,539.41 | 116,187,654.25 | 159,709,809.20 | 133,905,187.73 | 137,584,818.27 | 132,475,240.90 | 132,461,644.50 | 138,109,831.60 | 1,563,042,999.66 |
| 102 | HRA WAIVER CONTRIBUTION | \$0.00 | 712,775.00 | 3,929,355.16 | 7,227,392.13 | 4,006,700.08 | 3,992,186.55 | 3,626,163.99 | 1,070,656.39 | 7,032,550.31 | 707,525.00 | 7,063,072.82 | 4,042,261.39 | 4,086,158.52 | 47,496,797.29 |
| 110 | INTEREST INCOME | \$0.00 | 0.00 | 9,243.43 | 30,487.24 | 49,908.27 | 46,641.30 | 59,920.04 | 70,874.48 | 87,364.39 | 85,941.08 | 89,349.92 | 118,687.78 | 119,722.95 | 768,140.88 |
| 120 | DRUG REBATES- ESCRPTS | \$0.00 | 0.00 | 0.00 | 0.00 | 0.00 | 0.00 | 0.00 | 0.00 | 0.00 | 0.00 | 0.00 | 0.00 | 0.00 | 0.00 |
| 121 | DRUG REBATES- CVS | \$0.00 | 0.00 | 0.00 | 0.00 | 0.00 | 0.00 | 0.00 | 7,681,772.41 | 0.00 | 0.00 | 12,954,257.28 | 0.00 | 0.00 | 20,636,029.69 |
| 130 | TRANSFERS FROM OTHER PLAN YEAR(S) | \$0.00 | 0.00 | 0.00 | 0.00 | 0.00 | 0.00 | 0.00 | 0.00 | 0.00 | 0.00 | 0.00 | 0.00 | 0.00 | 0.00 |
| 201 | MEDICAL CLAIMS HUMANA | \$0.00 | 0.00 | 0.00 | 0.00 | 0.00 | 0.00 | 0.00 | 125,917.50 | 0.00 | 556.45 | 0.00 | 0.00 | 0.00 | 556.45 |
| 202 | HUMANA ADMIN FEES | \$0.00 | (653,824.36) | (975,052.95) | (715,486.34) | 0.00 | (3,301,530.91) | 0.00 | (1,219,947.50) | (2,021,406.54) | 0.00 | (708,229.47) | (1,091,492.43) | (844,601.95) | (11,541,572.48) |
| 203 | HRA EMBEDDED CLAIMS HUMANA | \$0.00 | 0.00 | 0.00 | 0.00 | 0.00 | 0.00 | 0.00 | 0.00 | 782.94 | 0.00 | 0.00 | 0.00 | 207.59 | 960.53 |
| 204 | HRA WAIVER CLAIMS HUMANA | \$0.00 | 0.00 | 0.00 | 0.00 | 0.00 | 0.00 | 0.00 | 0.00 | 543.12 | 159.30 | 304.74 | 0.00 | 52.60 | 1,059.76 |
| 210 | MEDICAL CLAIMS- ANTHEM | \$0.00 | (8,167,090.27) | (40,136,597.04) | (76,430,066.31) | (63,192,852.13) | (68,535,810.60) | (83,544,773.66) | (79,874,166.05) | (98,389,790.50) | (77,760,071.82) | (77,318,573.40) | (97,625,529.43) | (86,993,852.14) | (857,869,173.35) |
| 213 | HRA EMBEDDED CLAIMS- WW | \$0.00 | (3,020,253.34) | (4,485,078.03) | (5,344,698.28) | (4,494,395.49) | (4,239,304.57) | (3,855,394.09) | (3,335,224.04) | (3,162,194.77) | (2,480,156.11) | (2,483,314.38) | (2,453,164.24) | (2,469,350.07) | (41,742,517.41) |
| 214 | HRA WAIVER CLAIMS- WW | \$0.00 | (2,781,651.94) | (3,151,157.59) | (3,320,291.61) | (2,958,089.92) | (2,661,065.87) | (2,546,527.12) | (4,676,707.01) | (3,963,895.12) | (2,867,812.68) | (2,833,696.19) | (2,800,082.87) | (3,031,090.34) | (37,792,068.26) |
| 215 | ANTHEM ADMIN | \$0.00 | (3,913,583.52) | (3,916,910.86) | (3,313,585.20) | (3,959,695.76) | (3,904,817.14) | (3,884,975.56) | (3,851,515.77) | (3,838,259.34) | (3,753,544.88) | (3,856,141.14) | (3,845,261.12) | (3,849,429.15) | (46,487,719.38) |
| 216 | WAGE WORKS ADMIN | \$0.00 | (78,776.55) | (402,051.40) | (340,661.40) | (14,229.00) | (373,782.60) | (15,144.60) | (384,875.54) | (981,349.09) | (320,686.20) | (382,826.20) | (363,856.60) | (490,774.83) | (4,070,237.77) |
| 217 | MDX MEDICAL ADMIN- COMPASS | \$0.00 | 0.00 | (78,586.81) | (78,461.73) | (79,166.10) | (78,146.91) | 0.00 | (159,062.54) | (76,944.87) | 0.00 | (153,515.03) | (77,293.61) | (77,325.94) | (937,280.09) |
| 218 | Rethink - BH Services | \$0.00 | 0.00 | 0.00 | 0.00 | 0.00 | 0.00 | 0.00 | 0.00 | 0.00 | 0.00 | 0.00 | 0.00 | 0.00 | 0.00 |
| 219 | Dependent Eligibility Audit | \$0.00 | 0.00 | 0.00 | 0.00 | 0.00 | 0.00 | 0.00 | 0.00 | 0.00 | 0.00 | 0.00 | 0.00 | 0.00 | 0.00 |
| 220 | Printing & Postage | \$0.00 | 0.00 | 0.00 | 0.00 | 0.00 | 0.00 | 0.00 | 0.00 | 0.00 | 0.00 | 0.00 | 0.00 | 0.00 | 0.00 |
| 221 | Staywell Admin | \$0.00 | 0.00 | 0.00 | 0.00 | 0.00 | 0.00 | 0.00 | 0.00 | 0.00 | 0.00 | 0.00 | 0.00 | 0.00 | 0.00 |
| 222 | Staywell Claims | \$0.00 | 0.00 | 0.00 | 0.00 | 0.00 | 0.00 | 0.00 | 0.00 | 0.00 | 0.00 | 0.00 | 0.00 | 0.00 | 0.00 |
| 301 | PHARMACY CLAIMS- ESI | \$0.00 | 0.00 | 0.00 | 0.00 | 0.00 | 0.00 | 0.00 | 0.00 | 0.00 | 0.00 | 0.00 | 0.00 | 0.00 | 0.00 |
| 302 | EXPRESS SCRIPTS ADMIN FEES | \$0.00 | 0.00 | 0.00 | 0.00 | 0.00 | 0.00 | 0.00 | 0.00 | 0.00 | 0.00 | 0.00 | 0.00 | 0.00 | 0.00 |
| 310 | PHARMACY CLAIMS- CVS | \$0.00 | (16,880,537.46) | (25,655,914.79) | (26,090,009.72) | (28,896,150.30) | (28,471,339.43) | (31,481,904.31) | (30,107,694.38) | (32,128,426.34) | (32,438,117.47) | (31,577,455.87) | (35,192,481.03) | (34,531,271.43) | (353,641,302.53) |
| 311 | CVS ADMIN | \$0.00 | (307,900.85) | (323,110.40) | (848,337.47) | (975,275.77) | (801,602.95) | (226,558.60) | (762,171.70) | (1,151,607.75) | (734,409.01) | (332,960.95) | (1,196,354.08) | (636,867.21) | (8,397,056.74) |
| 500 | TRANSFERS TO OTHER PLAN YEAR(S) | \$0.00 | 0.00 | 0.00 | 0.00 | 0.00 | 0.00 | 0.00 | 0.00 | 0.00 | 0.00 | 0.00 | 0.00 | 0.00 | 0.00 |
| 501 | OPERATING TRANSFER/EXP & ADJ | \$0.00 | (2,353,700.00) | (1,500,010.00) | (750,000.00) | (2,276,805.00) | (257.00) | (215,894.00) | (3,697,408.00) | 702,602.00 | 1,327,766.20 | (1,385,322.00) | 176,575.00 | (152,954.53) | (10,125,407.32) |
| 502 | Transfer for Clinic Cleaning Services | \$0.00 | 0.00 | 0.00 | 0.00 | 0.00 | 0.00 | 0.00 | 0.00 | 0.00 | 0.00 | 0.00 | 0.00 | 0.00 | 0.00 |
| 503 | Voided/NSF/Cancelled Check Fees | \$0.00 | 0.00 | 0.00 | 0.00 | 0.00 | 0.00 | 0.00 | 0.00 | 0.00 | 0.00 | 0.00 | 0.00 | 0.00 | 0.00 |
| | Total Cash Transactions | \$0.00 | \$30,540,213.60 | \$57,908,903.70 | \$31,064,423.79 | \$32,101,538.39 | \$23,650,709.28 | (\$56,023,331.16) | \$40,590,257.40 | (\$4,194,843.74) | \$19,351,968.13 | \$31,550,190.63 | (\$7,846,246.74) | \$10,218,455.68 | \$259,342,238.96 |

Kentucky Employees' Health Plan – Status Report
 1st Quarter, 2021
 Attachment B – Summary
 Page B-8

| 2020 | Plan Year 2017 | | | | | | | | | | | | Plan Year Transactions to Date | |
|---|----------------------|--------------|--------------|---------------|---------------|----------------|-------------------|-------------------|-------------|--------------|---------------|---------------|--------------------------------|--------------------|
| | 2019 Balance Forward | January-20 | February-20 | March-20 | April-20 | May-20 | June-20 | July-20 | August-20 | September-20 | October-20 | November-20 | | December-20 |
| 101 PREMIUMS | \$1,627,272,471.75 | 0.00 | 0.00 | 0.00 | 0.00 | 0.00 | 0.00 | 0.00 | 0.00 | 0.00 | 0.00 | 0.00 | 0.00 | \$1,627,272,471.75 |
| 102 HRA WAIVER CONTRIBUTION | \$47,274,598.99 | 0.00 | 0.00 | 8,773.30 | 0.00 | 0.00 | 0.00 | 0.00 | 0.00 | 0.00 | 0.00 | 0.00 | 0.00 | \$47,283,372.29 |
| 110 INTEREST INCOME | \$5,171,264.91 | 0.00 | 0.00 | 0.00 | 0.00 | 0.00 | 0.00 | 0.00 | 0.00 | 0.00 | 0.00 | 0.00 | 0.00 | \$5,171,264.91 |
| 120 DRUG REBATES- ESCRIPTS | \$0.00 | 0.00 | 0.00 | 0.00 | 0.00 | 0.00 | 0.00 | 0.00 | 0.00 | 0.00 | 0.00 | 0.00 | 0.00 | \$0.00 |
| 121 DRUG REBATES- CVS | \$95,991,964.49 | 191,506.51 | 0.00 | 0.00 | 15,864.78 | 0.00 | 0.00 | 0.00 | 0.00 | 0.00 | 0.00 | 0.00 | 0.00 | \$96,199,335.78 |
| 130 TRANSFERS FROM OTHER PLAN YEAR(S) | \$0.00 | 0.00 | 0.00 | 0.00 | 0.00 | 0.00 | 0.00 | 0.00 | 0.00 | 0.00 | 0.00 | 0.00 | 0.00 | \$0.00 |
| 201 MEDICAL CLAIMS HUMANA | \$2,906.12 | 0.00 | 0.00 | 0.00 | 0.00 | 0.00 | 0.00 | 0.00 | 0.00 | 0.00 | 0.00 | 0.00 | 0.00 | \$2,906.12 |
| 202 HUMANA ADMIN FEES | \$0.00 | 0.00 | 0.00 | 0.00 | 0.00 | 0.00 | 0.00 | 0.00 | 0.00 | 0.00 | 0.00 | 0.00 | 0.00 | \$0.00 |
| 203 HRA EMBEDDED CLAIMS HUMANA | \$0.00 | 0.00 | 0.00 | 0.00 | 0.00 | 0.00 | 0.00 | 0.00 | 0.00 | 0.00 | 0.00 | 0.00 | 0.00 | \$0.00 |
| 204 HRA WAIVER CLAIMS HUMANA | \$0.00 | 0.00 | 0.00 | 0.00 | 0.00 | 0.00 | 0.00 | 0.00 | 0.00 | 0.00 | 0.00 | 0.00 | 0.00 | \$0.00 |
| 210 MEDICAL CLAIMS- ANTHEM | \$9,652.86 | 238,419.01 | 0.00 | (78,995.28) | (57,038.64) | (106,992.93) | (64,033.72) | 14,786.62 | 76,076.32 | 17,139.14 | (13,470.25) | (12,188.15) | 42,574.10 | (\$994,468,938.41) |
| 213 HRA EMBEDDED CLAIMS- WW | \$0.00 | 0.00 | 0.00 | 0.00 | 0.00 | 0.00 | 0.00 | 0.00 | 0.00 | 0.00 | 0.00 | 0.00 | 0.00 | (\$47,475,538.33) |
| 214 HRA WAIVER CLAIMS- WW | \$0.00 | 0.00 | 0.00 | 0.00 | 0.00 | 0.00 | 0.00 | 0.00 | 0.00 | 0.00 | 0.00 | 0.00 | 0.00 | (\$40,356,668.99) |
| 215 ANTHEM ADMIN | \$0.00 | 0.00 | 0.00 | 0.00 | 0.00 | 0.00 | 0.00 | 0.00 | 0.00 | 0.00 | 0.00 | 0.00 | 0.00 | (\$46,125,128.78) |
| 216 WAGE WORKS ADMIN | \$0.00 | 0.00 | 0.00 | 0.00 | 0.00 | 0.00 | 0.00 | 0.00 | 0.00 | 0.00 | 0.00 | 0.00 | 0.00 | (\$4,411,465.60) |
| 217 MDX MEDICAL ADMIN- COMPASS | \$0.00 | 0.00 | 0.00 | 0.00 | 0.00 | 0.00 | 0.00 | 0.00 | 0.00 | 0.00 | 0.00 | 0.00 | 0.00 | (\$924,137.15) |
| 218 Rethink - BH Services | \$0.00 | 0.00 | 0.00 | 0.00 | 0.00 | 0.00 | 0.00 | 0.00 | 0.00 | 0.00 | 0.00 | 0.00 | 0.00 | \$0.00 |
| 219 Dependent Eligibility Audit | \$0.00 | 0.00 | 0.00 | 0.00 | 0.00 | 0.00 | 0.00 | 0.00 | 0.00 | 0.00 | 0.00 | 0.00 | 0.00 | \$0.00 |
| 220 Printing & Postage | \$0.00 | 0.00 | 0.00 | 0.00 | 0.00 | 0.00 | 0.00 | 0.00 | 0.00 | 0.00 | 0.00 | 0.00 | 0.00 | \$0.00 |
| 221 Staywell Admin | \$0.00 | 0.00 | 0.00 | 0.00 | 0.00 | 0.00 | 0.00 | 0.00 | 0.00 | 0.00 | 0.00 | 0.00 | 0.00 | \$0.00 |
| 222 Staywell Claims | \$0.00 | 0.00 | 0.00 | 0.00 | 0.00 | 0.00 | 0.00 | 0.00 | 0.00 | 0.00 | 0.00 | 0.00 | 0.00 | \$0.00 |
| 301 PHARMACY CLAIMS- ESI | \$0.00 | 0.00 | 0.00 | 0.00 | 0.00 | 0.00 | 0.00 | 0.00 | 0.00 | 0.00 | 0.00 | 0.00 | 0.00 | \$0.00 |
| 302 EXPRESS SCRIPTS ADMIN FEES | \$0.00 | 0.00 | 0.00 | 0.00 | 0.00 | 0.00 | 0.00 | 0.00 | 0.00 | 0.00 | 0.00 | 0.00 | 0.00 | \$0.00 |
| 310 PHARMACY CLAIMS- CVS | \$0.00 | (525.65) | 0.00 | (4,239.99) | (493.58) | (141.48) | (3,080.40) | (1,123.45) | (3,163.54) | 0.00 | (345.05) | 0.00 | (23.49) | (\$399,415,801.52) |
| 311 CVS ADMIN | \$0.00 | 0.00 | (1,524.51) | 0.00 | 0.00 | 0.00 | 0.00 | 0.00 | 0.00 | 0.00 | 0.00 | 0.00 | 0.00 | (\$8,802,545.20) |
| 500 TRANSFERS TO OTHER PLAN YEAR(S) | \$0.00 | 0.00 | 0.00 | 0.00 | 0.00 | 0.00 | 0.00 | 0.00 | 0.00 | 0.00 | 0.00 | 0.00 | 0.00 | \$0.00 |
| 501 OPERATING TRANSFER/EXP & ADJ | \$0.00 | 0.00 | 0.00 | 0.00 | 0.00 | 0.00 | (87,650,841.39) | (87,650,841.39) | 0.00 | 0.00 | 0.00 | 0.00 | 0.00 | (\$186,403,679.58) |
| 502 Transfer for Clinic Cleaning Services | \$0.00 | 0.00 | 0.00 | 0.00 | 0.00 | 0.00 | 0.00 | 0.00 | 0.00 | 0.00 | 0.00 | 0.00 | 0.00 | \$0.00 |
| 503 Voided/NSF/ Cancelled Check Fees | \$0.00 | 0.00 | 0.00 | 0.00 | 0.00 | 0.00 | 0.00 | 0.00 | 0.00 | 0.00 | 0.00 | 0.00 | 0.00 | \$0.00 |
| Total Cash Transactions: | \$207,071,788.44 | \$284,633.72 | \$236,894.50 | (\$74,461.97) | (\$41,667.44) | (\$107,134.41) | (\$67,717,955.51) | (\$87,657,178.22) | \$72,912.78 | \$17,139.14 | (\$13,815.30) | (\$12,188.15) | \$42,950.61 | \$32,121,918.19 |

Kentucky Employees' Health Plan – Status Report
 1st Quarter, 2021
 Attachment B – Summary
 Page B-9

| | | Plan Year 2017 | | | | | | | | | | | | | |
|-------------------------|---------------------------------------|----------------------|----------------|--------------|--------------|----------------|--------------|--------------|--------------|--------------|--------------|--------------|----------------|-------------|--------------------------------|
| 2019 | | 2018 Balance Forward | January-19 | February-19 | March-19 | April-19 | May-19 | June-19 | July-19 | August-19 | September-19 | October-19 | November-19 | December-19 | Plan Year Transactions to Date |
| 101 | PREMIUMS | 1,627,272,143.61 | 287.98 | 0.00 | 0.00 | 0.00 | 0.00 | 0.00 | 40.16 | 0.00 | 0.00 | 0.00 | 0.00 | 0.00 | 1,627,272,471.75 |
| 102 | HRA WAIVER CONTRIBUTION | 47,274,598.99 | 0.00 | 0.00 | 0.00 | 0.00 | 0.00 | 0.00 | 0.00 | 0.00 | 0.00 | 0.00 | 0.00 | 0.00 | 47,274,598.99 |
| 110 | INTEREST INCOME | 5,171,264.91 | 455,366.04 | 414,766.00 | 392,966.58 | (1,263,100.62) | 0.00 | 0.00 | 0.00 | 0.00 | 0.00 | 0.00 | 0.00 | 0.00 | 5,171,264.91 |
| 120 | DRUG REBATES- ESCRIPTS | 0.00 | 0.00 | 0.00 | 0.00 | 0.00 | 0.00 | 0.00 | 0.00 | 0.00 | 0.00 | 0.00 | 0.00 | 0.00 | 0.00 |
| 121 | DRUG REBATES- CVS | 95,892,128.51 | 39,379.67 | 0.00 | 0.00 | 44,751.07 | 0.00 | 6,506.73 | 0.00 | 0.00 | 0.00 | 9,198.51 | 0.00 | 0.00 | 95,991,964.49 |
| 130 | TRANSFERS FROM/ OTHER PLAN YEAR(S) | 0.00 | 0.00 | 0.00 | 0.00 | 0.00 | 0.00 | 0.00 | 0.00 | 0.00 | 0.00 | 0.00 | 0.00 | 0.00 | 0.00 |
| 201 | MEDICAL CLAIMS- HUMANA | 2,906.12 | 0.00 | 0.00 | 0.00 | 0.00 | 0.00 | 0.00 | 0.00 | 0.00 | 0.00 | 0.00 | 0.00 | 0.00 | 2,906.12 |
| 202 | HUMANA ADMIN FEES | 0.00 | 0.00 | 0.00 | 0.00 | 0.00 | 0.00 | 0.00 | 0.00 | 0.00 | 0.00 | 0.00 | 0.00 | 0.00 | 0.00 |
| 203 | HRA EMBEDDED CLAIMS HUMANA | 0.00 | 0.00 | 0.00 | 0.00 | 0.00 | 0.00 | 0.00 | 0.00 | 0.00 | 0.00 | 0.00 | 0.00 | 0.00 | 0.00 |
| 204 | HRA WAIVER CLAIMS HUMANA | 0.00 | 0.00 | 0.00 | 0.00 | 0.00 | 0.00 | 0.00 | 0.00 | 0.00 | 0.00 | 0.00 | 0.00 | 0.00 | 0.00 |
| 210 | MEDICAL CLAIMS- ANTHEM | (997,048,208.70) | (564,201.41) | 497,671.26 | 214,397.32 | 894,343.88 | 418,082.12 | 244,910.58 | 218,547.84 | 220,423.37 | 399,183.37 | 334,391.44 | (116,775.19) | 67,966.63 | (994,619,267.49) |
| 213 | HRA EMBEDDED CLAIMS- WW | (47,481,443.45) | (7.13) | 6,357.34 | (0.65) | 0.00 | 0.00 | 1,231.18 | 0.00 | 956.31 | (573.19) | (2,054.54) | 0.00 | 0.00 | (47,475,538.33) |
| 214 | HRA WAIVER CLAIMS- WW | (40,356,353.32) | (4.00) | 0.00 | (0.99) | 0.00 | 0.00 | 0.00 | 3,863.71 | (211.89) | (452.58) | (3,449.92) | 0.00 | 0.00 | (40,356,668.99) |
| 215 | ANTHEM ADMIN | (46,125,128.78) | 0.00 | 0.00 | 0.00 | 0.00 | 0.00 | 0.00 | 0.00 | 0.00 | 0.00 | 0.00 | 0.00 | 0.00 | (46,125,128.78) |
| 216 | WAGE WORKS ADMIN | (4,411,465.60) | 0.00 | 0.00 | 0.00 | 0.00 | 0.00 | 0.00 | 0.00 | 0.00 | 0.00 | 0.00 | 0.00 | 0.00 | (4,411,465.60) |
| 217 | MDX MEDICAL ADMIN- COMPASS | (924,137.15) | 0.00 | 0.00 | 0.00 | 0.00 | 0.00 | 0.00 | 0.00 | 0.00 | 0.00 | 0.00 | 0.00 | 0.00 | (924,137.15) |
| 218 | Rethink - BH Services | 0.00 | 0.00 | 0.00 | 0.00 | 0.00 | 0.00 | 0.00 | 0.00 | 0.00 | 0.00 | 0.00 | 0.00 | 0.00 | 0.00 |
| 219 | Dependent Eligibility Audit | 0.00 | 0.00 | 0.00 | 0.00 | 0.00 | 0.00 | 0.00 | 0.00 | 0.00 | 0.00 | 0.00 | 0.00 | 0.00 | 0.00 |
| 220 | Printing & Postage | \$0.00 | \$0.00 | \$0.00 | \$0.00 | \$0.00 | \$0.00 | \$0.00 | \$0.00 | \$0.00 | \$0.00 | \$0.00 | \$0.00 | \$0.00 | \$0.00 |
| 221 | Staywell Admin | \$0.00 | \$0.00 | \$0.00 | \$0.00 | \$0.00 | \$0.00 | \$0.00 | \$0.00 | \$0.00 | \$0.00 | \$0.00 | \$0.00 | \$0.00 | \$0.00 |
| 301 | PHARMACY CLAIMS - ESI | 0.00 | 0.00 | 0.00 | 0.00 | 0.00 | 0.00 | 0.00 | 0.00 | 0.00 | 0.00 | 0.00 | 0.00 | 0.00 | 0.00 |
| 302 | EXPRESS SCRIPTS ADMIN FEES | 0.00 | 0.00 | 0.00 | 0.00 | 0.00 | 0.00 | 0.00 | 0.00 | 0.00 | 0.00 | 0.00 | 0.00 | 0.00 | 0.00 |
| 310 | PHARMACY CLAIMS- CVS | (399,347,610.23) | (20,534.77) | (4,080.23) | (224.45) | (1,246.37) | (2,352.58) | (7,174.80) | (3,168.19) | (1,610.88) | 1,506.84 | 157.51 | (15,618.35) | (706.39) | (399,402,664.89) |
| 311 | CVS ADMIN | (8,800,355.19) | (174.70) | (303.25) | (40.50) | (680.65) | (49.50) | 0.00 | (353.55) | (63.35) | 0.00 | 0.00 | 0.00 | 0.00 | (8,802,020.69) |
| 500 | TRANSFERS TO OTHER PLAN YEAR(S) | 0.00 | 0.00 | 0.00 | 0.00 | 0.00 | 0.00 | 0.00 | 0.00 | 0.00 | 0.00 | 0.00 | 0.00 | 0.00 | 0.00 |
| 501 | OPERATING TRANSFER/EXP & ADJ | 0.00 | 0.00 | 0.00 | 0.00 | 0.00 | 0.00 | 0.00 | 0.00 | 0.00 | 0.00 | 0.00 | 0.00 | 0.00 | 0.00 |
| 502 | Transfer for Clinic Cleaning Services | 0.00 | 0.00 | 0.00 | 0.00 | 0.00 | 0.00 | 0.00 | 0.00 | 0.00 | 0.00 | 0.00 | 0.00 | 0.00 | (11,101,996.80) |
| 503 | Voided/NSF/Cancelled Check Fees | 0.00 | 0.00 | 0.00 | 0.00 | 0.00 | 0.00 | 0.00 | 0.00 | 0.00 | 0.00 | 0.00 | 0.00 | 0.00 | 0.00 |
| Total Cash Transactions | | \$204,593,613.82 | (\$488,888.32) | \$914,413.12 | \$607,097.31 | (\$325,932.69) | \$415,680.04 | \$220,101.15 | \$244,258.31 | \$219,493.56 | \$399,664.44 | \$338,243.00 | (\$132,993.54) | \$67,256.24 | \$207,071,788.44 |

Kentucky Employees' Health Plan – Status Report
 1st Quarter, 2021
 Attachment B – Summary
 Page B-10

| | | Plan Year 2017 | | | | | | | | | | | | Plan Year Transactions to Date |
|-------------------------|---------------------------------------|--------------------|----------------|-----------------|----------------|-----------------|----------------|----------------|----------------|--------------|--------------|--------------|--------------|--------------------------------|
| 2018 | 2017 Balance Forward | January-18 | February-18 | March-18 | April-18 | May-18 | June-18 | July-18 | August-18 | September-18 | October-18 | November-18 | December-18 | |
| 101 | PREMIUMS | \$1,554,087,822.44 | 73,018,271.95 | 159,972.58 | (195.20) | (390.48) | 0.00 | 26.20 | 0.00 | 5,780.32 | 125.74 | 830.05 | 0.00 | 1,627,272,143.61 |
| 102 | HRA WAIVER CONTRIBUTION | \$47,259,198.99 | 14,350.00 | 1,050.00 | 0.00 | 0.00 | 0.00 | 0.00 | 0.00 | 0.00 | 0.00 | 0.00 | 0.00 | 47,274,598.99 |
| 110 | INTEREST INCOME | \$1,509,976.30 | 877.81 | 246,993.59 | 258,021.80 | 273,923.90 | 308,023.20 | 0.00 | 791,973.00 | 395,289.07 | 277,252.91 | 377,498.52 | 392,319.69 | 5,171,264.91 |
| 120 | DRUG REBATES- ESCRIPTS | \$0.00 | 0.00 | 0.00 | 0.00 | 0.00 | 0.00 | 0.00 | 0.00 | 0.00 | 0.00 | 0.00 | 0.00 | 0.00 |
| 111 | DRUG REBATES- CVS | \$41,678,512.17 | 24,619,304.10 | 0.00 | 0.00 | 27,578,464.95 | 0.00 | 0.00 | 1,567,653.52 | 0.00 | 448,193.77 | 0.00 | 0.00 | 95,982,128.51 |
| 130 | TRANSFERS FROM OTHER PLAN YEAR(S) | \$0.00 | 0.00 | 0.00 | 0.00 | 0.00 | 0.00 | 0.00 | 0.00 | 0.00 | 0.00 | 0.00 | 0.00 | 2,906.12 |
| 201 | MEDICAL CLAIMS HUMANA | \$2,906.12 | 0.00 | 0.00 | 0.00 | 0.00 | 0.00 | 0.00 | 0.00 | 0.00 | 0.00 | 0.00 | 0.00 | (15,422,529.10) |
| 202 | HUMANA ADMIN FEES | \$0.00 | 0.00 | 0.00 | 0.00 | 0.00 | 0.00 | 0.00 | 0.00 | 0.00 | 0.00 | 0.00 | 0.00 | 0.00 |
| 203 | HRA EMBEDDED CLAIMS HUMANA | \$0.00 | 0.00 | 0.00 | 0.00 | 0.00 | 0.00 | 0.00 | 0.00 | 0.00 | 0.00 | 0.00 | 0.00 | 0.00 |
| 204 | HRA WAIVER CLAIMS HUMANA | \$0.00 | 0.00 | 0.00 | 0.00 | 0.00 | 0.00 | 0.00 | 0.00 | 0.00 | 0.00 | 0.00 | 0.00 | 0.00 |
| 210 | MEDICAL CLAIMS- ANTHEM | \$883,256,086.57 | 61,357,124.82 | 15,167,046.17 | (7,127,896.73) | (3,775,742.25) | (840,001.25) | (1,453,645.37) | (2,347,350.06) | (690,551.88) | (647,491.77) | (13,884.86) | (234,251.06) | (997,048,208.70) |
| 213 | HRA EMBEDDED CLAIMS- WW | \$45,513,900.90 | (1,231,403.36) | (315,679.86) | (279,562.97) | (139,052.19) | (1,481.38) | (427.96) | (84.94) | (619.82) | (654.95) | (101.89) | 909.66 | (47,481,443.45) |
| 214 | HRA WAIVER CLAIMS- WW | \$38,118,751.19 | (1,422,355.72) | (315,922.56) | (288,448.71) | (175,657.35) | (45.87) | (37,100.66) | (619.82) | 88.37 | 0.00 | 0.00 | 4,892.32 | (40,356,353.32) |
| 215 | ANTHEM ADMIN | \$46,113,658.08 | (11,470.70) | 0.00 | 0.00 | 0.00 | 0.00 | 0.00 | 0.00 | 0.00 | 0.00 | 0.00 | 0.00 | (46,125,128.78) |
| 216 | WAGE WORKS ADMIN | \$4,041,394.60 | (370,081.00) | 0.00 | 0.00 | 0.00 | 0.00 | 0.00 | 0.00 | 0.00 | 0.00 | 0.00 | 0.00 | (4,411,465.60) |
| 217 | MDX MEDICAL ADMIN- COMPASS | \$847,265.95 | 0.00 | 0.00 | 0.00 | 0.00 | 0.00 | 0.00 | 0.00 | 0.00 | 0.00 | 0.00 | 0.00 | (924,137.15) |
| 218 | Rethink- BH Services | \$0.00 | 0.00 | 0.00 | 0.00 | 0.00 | 0.00 | 0.00 | 0.00 | 0.00 | 0.00 | 0.00 | 0.00 | 0.00 |
| 219 | Dependent Eligibility Audit | \$0.00 | 0.00 | 0.00 | 0.00 | 0.00 | 0.00 | 0.00 | 0.00 | 0.00 | 0.00 | 0.00 | 0.00 | 0.00 |
| 220 | Printing & Postage | \$0.00 | 0.00 | 0.00 | 0.00 | 0.00 | 0.00 | 0.00 | 0.00 | 0.00 | 0.00 | 0.00 | 0.00 | 0.00 |
| 221 | Staywell Admin | \$0.00 | 0.00 | 0.00 | 0.00 | 0.00 | 0.00 | 0.00 | 0.00 | 0.00 | 0.00 | 0.00 | 0.00 | 0.00 |
| 222 | Staywell Claims | \$0.00 | 0.00 | 0.00 | 0.00 | 0.00 | 0.00 | 0.00 | 0.00 | 0.00 | 0.00 | 0.00 | 0.00 | 0.00 |
| 301 | PHARMACY CLAIMS- ESI | \$0.00 | 0.00 | 0.00 | 0.00 | 0.00 | 0.00 | 0.00 | 0.00 | 0.00 | 0.00 | 0.00 | 0.00 | 0.00 |
| 302 | EXPRESS SCRIPTS ADMIN FEES | \$0.00 | 0.00 | 0.00 | 0.00 | 0.00 | 0.00 | 0.00 | 0.00 | 0.00 | 0.00 | 0.00 | 0.00 | 0.00 |
| 310 | PHARMACY CLAIMS- CVS | \$391,628,512.59 | (7,952,694.19) | 11,578.40 | 14,450.17 | (11,049.76) | (524.58) | (20,886.85) | (10,848.62) | (15,339.23) | (1,528.51) | (5,096.50) | 16,800.41 | (399,347,610.23) |
| 311 | CVS ADMIN | \$7,738,440.06 | (668,398.11) | (429,633.47) | (224.85) | 37,281.50 | (53.90) | (21.35) | (635.25) | (14.75) | (174.55) | (70.40) | 0.00 | (8,800,355.19) |
| 500 | TRANSFERS TO OTHER PLAN YEAR(S) | \$0.00 | 0.00 | 0.00 | 0.00 | 0.00 | 0.00 | 0.00 | 0.00 | 0.00 | 0.00 | 0.00 | 0.00 | 0.00 |
| 501 | OPERATING TRANSFER/EXP & ADJ | \$10,299,793.02 | 0.00 | (137,100.00) | 0.00 | 0.00 | 0.00 | 0.00 | 0.00 | 0.00 | 0.00 | 0.00 | 0.00 | (11,101,996.80) |
| 502 | Transfer for Clinic Cleaning Services | \$0.00 | 0.00 | 0.00 | 0.00 | 0.00 | 0.00 | 0.00 | 0.00 | 0.00 | 0.00 | 0.00 | 0.00 | 0.00 |
| 503 | Voided/NSF/ Cancelled Check Fees | \$0.00 | 0.00 | 0.00 | 0.00 | 0.00 | 0.00 | 0.00 | 0.00 | 0.00 | 0.00 | 0.00 | 0.00 | 0.00 |
| Total Cash Transactions | | \$204,131,058.82 | \$3,736,176.80 | \$17,692,643.39 | \$7,424,856.49 | \$23,787,776.32 | \$1,200,573.82 | \$1,475,001.20 | \$36,993.01 | \$395,459.00 | \$87,428.70 | \$180,671.02 | \$458,011.83 | \$204,593,813.82 |

Kentucky Employees' Health Plan – Status Report
 1st Quarter, 2021
 Attachment B – Summary
 Page B-11

| | | Plan Year 2017 | | | | | | | | | | | | Plan Year Transactions to Date | |
|-------------------------|---------------------------------------|----------------------|-----------------|-----------------|-----------------|-----------------|-----------------|-----------------|-----------------|-----------------|-----------------|-----------------|----------------|--------------------------------|--------------------------------|
| | | 2016 Balance Forward | January-17 | February-17 | March-17 | April-17 | May-17 | June-17 | July-17 | August-17 | September-17 | October-17 | November-17 | December-17 | Plan Year Transactions to Date |
| 101 | PREMIUMS | \$0.00 | 63,487,153.25 | 136,115,945.31 | 139,689,927.78 | 130,779,529.36 | 143,280,024.72 | 105,522,574.30 | 164,946,580.62 | 131,168,229.95 | 134,268,083.77 | 134,220,087.63 | 134,611,429.47 | 135,998,996.28 | 1,554,087,822.44 |
| 102 | HRA WAIVER CONTRIBUTION | \$0.00 | 3,862,325.04 | 3,898,447.63 | 3,921,256.38 | 706,300.00 | 7,257,285.08 | 370,650.00 | 4,307,673.88 | 7,026,047.48 | 3,769,167.44 | 3,998,166.92 | 706,562.50 | 7,435,316.64 | 47,259,198.99 |
| 110 | INTEREST INCOME | \$0.00 | 0.00 | 15,064.99 | 41,102.23 | 75,949.22 | 86,224.67 | 100,009.88 | 95,696.21 | 164,300.67 | 145,233.18 | 178,910.99 | 285,384.39 | 323,829.87 | 1,509,926.30 |
| 120 | DRUG REBATES- ESCRIPTS | \$0.00 | 0.00 | 0.00 | 0.00 | 0.00 | 0.00 | 0.00 | 0.00 | 0.00 | 0.00 | 0.00 | 0.00 | 0.00 | 0.00 |
| 121 | DRUG REBATES- CVS | \$0.00 | 0.00 | 0.00 | 0.00 | 0.00 | 0.00 | 0.00 | 20,853,102.72 | 0.00 | 0.00 | 0.00 | 0.00 | 0.00 | 0.00 |
| 130 | TRANSFERS FROM/ OTHER PLAN YEAR(S) | \$0.00 | 0.00 | 0.00 | 0.00 | 0.00 | 0.00 | 0.00 | 0.00 | 0.00 | 0.00 | 0.00 | 0.00 | 0.00 | 0.00 |
| 201 | MEDICAL CLAIMS HUMANA | \$0.00 | 0.00 | 0.00 | 0.00 | 0.00 | 0.00 | 0.00 | 0.00 | 0.00 | 2,906.12 | 0.00 | 0.00 | 0.00 | 2,906.12 |
| 202 | HUMANA ADMIN FEES | \$0.00 | 0.00 | 0.00 | 0.00 | 0.00 | 0.00 | 0.00 | 0.00 | 0.00 | 0.00 | 0.00 | 0.00 | 0.00 | 0.00 |
| 203 | HRA EMBEDDED CLAIMS HUMANA | \$0.00 | 0.00 | 0.00 | 0.00 | 0.00 | 0.00 | 0.00 | 0.00 | 0.00 | 0.00 | 0.00 | 0.00 | 0.00 | 0.00 |
| 204 | HRA WAIVER CLAIMS HUMANA | \$0.00 | 0.00 | 0.00 | 0.00 | 0.00 | 0.00 | 0.00 | 0.00 | 0.00 | 0.00 | 0.00 | 0.00 | 0.00 | 0.00 |
| 210 | MEDICAL CLAIMS- ANTHEM | \$0.00 | 18,527,678.56 | 62,770,015.11 | 64,513,337.18 | 63,427,660.48 | 86,820,349.06 | 74,821,901.08 | 76,457,861.27 | 102,161,247.47 | 72,497,083.74 | 98,789,022.05 | 77,401,176.90 | 94,993,752.67 | 883,256,085.57 |
| 213 | HRA EMBEDDED CLAIMS- WW | \$0.00 | 3,586,651.72 | 4,489,915.17 | 5,473,261.60 | 4,461,386.29 | 4,633,623.68 | 4,280,002.97 | 3,767,992.95 | 3,471,321.42 | 2,645,262.52 | 3,024,708.77 | 2,762,316.90 | 2,916,856.91 | 45,513,900.90 |
| 214 | HRA WAIVER CLAIMS- WW | \$0.00 | 3,150,018.24 | 3,070,994.88 | 3,388,694.06 | 2,975,185.40 | 2,677,014.34 | 2,699,039.49 | 4,758,415.40 | 3,890,011.02 | 2,690,941.93 | 3,153,365.28 | 2,639,388.10 | 3,345,793.03 | 38,118,751.19 |
| 215 | ANTHEM ADMIN | \$0.00 | 3,866,759.16 | 3,890,944.27 | 3,859,788.25 | 3,846,996.12 | 3,851,038.00 | 3,873,626.03 | 3,816,613.61 | 3,834,298.41 | 3,768,661.41 | 3,824,237.37 | 3,855,844.97 | 3,824,850.48 | 46,113,658.08 |
| 216 | WAGE WORKS ADMIN | \$0.00 | 0.00 | 0.00 | 0.00 | 0.00 | 0.00 | 0.00 | 0.00 | 0.00 | 0.00 | 0.00 | 0.00 | 0.00 | 0.00 |
| 217 | MDX MEDICAL ADMIN- COMPASS | \$0.00 | 77,830.50 | 77,581.40 | 77,540.59 | 77,412.86 | 77,303.15 | 77,667.30 | 77,667.30 | 77,667.30 | 77,667.30 | 77,667.30 | 77,667.30 | 77,667.30 | 77,667.30 |
| 218 | Rethink- BH Services | \$0.00 | 0.00 | 0.00 | 0.00 | 0.00 | 0.00 | 0.00 | 0.00 | 0.00 | 0.00 | 0.00 | 0.00 | 0.00 | 0.00 |
| 219 | Dependent Eligibility Audit | \$0.00 | 0.00 | 0.00 | 0.00 | 0.00 | 0.00 | 0.00 | 0.00 | 0.00 | 0.00 | 0.00 | 0.00 | 0.00 | 0.00 |
| 220 | Printing & Postage | \$0.00 | 0.00 | 0.00 | 0.00 | 0.00 | 0.00 | 0.00 | 0.00 | 0.00 | 0.00 | 0.00 | 0.00 | 0.00 | 0.00 |
| 221 | Staywell Admin | \$0.00 | 0.00 | 0.00 | 0.00 | 0.00 | 0.00 | 0.00 | 0.00 | 0.00 | 0.00 | 0.00 | 0.00 | 0.00 | 0.00 |
| 222 | Staywell Claims | \$0.00 | 0.00 | 0.00 | 0.00 | 0.00 | 0.00 | 0.00 | 0.00 | 0.00 | 0.00 | 0.00 | 0.00 | 0.00 | 0.00 |
| 301 | PHARMACY CLAIMS- ESI | \$0.00 | 0.00 | 0.00 | 0.00 | 0.00 | 0.00 | 0.00 | 0.00 | 0.00 | 0.00 | 0.00 | 0.00 | 0.00 | 0.00 |
| 302 | EXPRESS SCRIPTS ADMIN FEES | \$0.00 | 0.00 | 0.00 | 0.00 | 0.00 | 0.00 | 0.00 | 0.00 | 0.00 | 0.00 | 0.00 | 0.00 | 0.00 | 0.00 |
| 310 | PHARMACY CLAIMS- CVS | \$0.00 | 21,769,983.26 | 31,692,453.04 | 29,473,449.98 | 31,518,491.09 | 33,632,995.28 | 34,730,451.59 | 32,033,650.70 | 35,626,939.60 | 34,289,040.76 | 34,161,745.70 | 36,309,461.62 | 36,389,649.97 | 391,628,512.59 |
| 311 | CVS ADMIN | \$0.00 | 97,396.95 | 589,615.35 | 707,179.43 | 626,239.23 | 263,188.95 | 1,102,789.12 | 488,963.94 | 915,075.06 | 95,386.85 | 954,955.78 | 1,250,605.10 | 646,544.30 | 17,738,400.06 |
| 500 | TRANSFERS TO OTHER PLAN YEAR(S) | \$0.00 | 0.00 | 0.00 | 0.00 | 0.00 | 0.00 | 0.00 | 0.00 | 0.00 | 0.00 | 0.00 | 0.00 | 0.00 | 0.00 |
| 501 | OPERATING TRANSFER/EXP & ADJ | \$0.00 | 2,648,196.33 | 16,584.00 | 3,558.00 | 1,240,430.00 | 2,960.00 | 95,010.95 | 3,652,963.02 | 889.00 | 158.00 | 2,464,200.00 | 186,331.72 | 10.00 | 10,299,793.02 |
| 502 | Transfer for Clinic Cleaning Services | \$0.00 | 0.00 | 0.00 | 0.00 | 0.00 | 0.00 | 0.00 | 0.00 | 0.00 | 0.00 | 0.00 | 0.00 | 0.00 | 0.00 |
| 503 | Voided/NSF/Cancelled Check Fees | \$0.00 | 0.00 | 0.00 | 0.00 | 0.00 | 0.00 | 0.00 | 0.00 | 0.00 | 0.00 | 0.00 | 0.00 | 0.00 | 0.00 |
| Total Cash Transactions | | \$0.00 | \$23,624,963.57 | \$32,373,608.69 | \$34,522,945.50 | \$19,512,454.52 | \$18,352,941.01 | \$17,069,942.07 | \$63,956,954.94 | \$13,785,928.94 | \$21,385,593.66 | \$11,321,104.31 | \$9,648,994.38 | \$287,270.65 | \$294,131,058.82 |

Kentucky Employees' Health Plan – Status Report
 1st Quarter, 2021
 Attachment B – Summary
 Page B-13

| 2020 | Plan Year 2018 | | | | | | | | | | | | Plan Year Transactions to Date | |
|---|----------------------|--------------|--------------|-----------------|-------------|--------------|--------------|--------------|-------------|---------------|-------------|-------------|--------------------------------|--------------------|
| | 2019 Balance Forward | January-20 | February-20 | March-20 | April-20 | May-20 | June-20 | July-20 | August-20 | September-20 | October-20 | November-20 | | December-20 |
| 101 PREMIUMS | \$1,646,284,065.04 | 0.00 | 0.00 | 0.00 | 0.00 | 0.00 | 0.00 | 0.00 | 0.00 | 0.00 | 0.00 | 0.00 | 0.00 | \$1,646,284,065.04 |
| 102 HRA WAIVER CONTRIBUTION | \$46,574,333.11 | 0.00 | 0.00 | 0.00 | 0.00 | 0.00 | 0.00 | 0.00 | 0.00 | 0.00 | 0.00 | 0.00 | 0.00 | \$46,574,333.11 |
| 110 INTEREST INCOME | \$2,071,729.18 | 0.00 | 0.00 | 0.00 | 0.00 | \$0.00 | \$0.00 | \$0.00 | \$0.00 | \$0.00 | \$0.00 | \$0.00 | \$0.00 | \$2,071,729.18 |
| 120 DRUG REBATES- ESCRIPTS | \$0.00 | 0.00 | 0.00 | 0.00 | 0.00 | 0.00 | 0.00 | 0.00 | 0.00 | 0.00 | 0.00 | 0.00 | 0.00 | \$0.00 |
| 121 DRUG REBATES- CVS | \$124,145,411.60 | (685,226.06) | 0.00 | 0.00 | 0.00 | 0.00 | 0.00 | 0.00 | 0.00 | 0.00 | 0.00 | 0.00 | 0.00 | \$123,460,185.54 |
| 130 TRANSFERS FROM OTHER PLAN YEAR(S) | \$0.00 | 0.00 | 0.00 | 0.00 | 0.00 | 0.00 | 0.00 | 0.00 | 0.00 | 0.00 | 0.00 | 0.00 | 0.00 | \$0.00 |
| 201 MEDICAL CLAIMS HUMANA | \$0.00 | 0.00 | 0.00 | 0.00 | 0.00 | 0.00 | 0.00 | 0.00 | 0.00 | 0.00 | 0.00 | 0.00 | 0.00 | \$0.00 |
| 202 HUMANA ADMIN FEES | \$0.00 | 0.00 | 0.00 | 0.00 | 0.00 | 0.00 | 0.00 | 0.00 | 0.00 | 0.00 | 0.00 | 0.00 | 0.00 | \$0.00 |
| 203 HRA EMBEDDED CLAIMS HUMANA | \$0.00 | 0.00 | 0.00 | 0.00 | 0.00 | 0.00 | 0.00 | 0.00 | 0.00 | 0.00 | 0.00 | 0.00 | 0.00 | \$0.00 |
| 204 HRA WAIVER CLAIMS HUMANA | \$0.00 | 0.00 | 0.00 | 0.00 | 0.00 | 0.00 | 0.00 | 0.00 | 0.00 | 0.00 | 0.00 | 0.00 | 0.00 | \$0.00 |
| 210 MEDICAL CLAIMS- ANTHEM | 857,894.26 | 329,956.39 | 0.00 | 0.00 | 44,699.65 | (179,251.96) | 181,986.54 | 270,344.82 | 83,716.56 | (242,586.85) | 31,465.23 | (14,939.86) | (1,053,804,720.71) | \$0.00 |
| 213 HRA EMBEDDED CLAIMS- WW | (51,095,337.82) | (4.51) | 0.00 | 0.00 | 0.00 | 0.00 | (786.90) | (4,946.62) | (423.65) | (3,325.80) | 0.00 | 0.00 | (552,888,929.03) | \$0.00 |
| 214 HRA WAIVER CLAIMS- WW | (38,644,639.45) | 0.00 | 0.00 | 0.00 | 0.00 | 0.00 | (148.00) | (1,252.63) | 0.00 | (2,698.90) | 0.00 | 0.00 | (58,648,738.98) | \$0.00 |
| 215 ANTHEM ADMIN | (46,754,167.15) | 0.00 | 0.00 | 0.00 | 0.00 | 0.00 | 0.00 | 0.00 | 0.00 | 0.00 | 0.00 | 0.00 | (46,754,167.15) | \$0.00 |
| 216 WAGE WORIG ADMIN | (4,756,506.68) | 0.00 | 0.00 | 0.00 | 0.00 | 0.00 | 0.00 | 0.00 | 0.00 | 0.00 | 0.00 | 0.00 | (4,756,506.68) | \$0.00 |
| 217 MDX MEDICAL ADMIN- COMPASS | (922,594.85) | 0.00 | 0.00 | 0.00 | 0.00 | 0.00 | 0.00 | 0.00 | 0.00 | 0.00 | 0.00 | 0.00 | (922,594.85) | \$0.00 |
| 218 Rethink - BH Services | \$0.00 | 0.00 | 0.00 | 0.00 | 0.00 | 0.00 | 0.00 | 0.00 | 0.00 | 0.00 | 0.00 | 0.00 | 0.00 | \$0.00 |
| 219 Dependent Eligibility Audit | \$0.00 | 0.00 | 0.00 | 0.00 | 0.00 | 0.00 | 0.00 | 0.00 | 0.00 | 0.00 | 0.00 | 0.00 | 0.00 | \$0.00 |
| 220 Printing & Postage | \$0.00 | 0.00 | 0.00 | 0.00 | 0.00 | 0.00 | 0.00 | 0.00 | 0.00 | 0.00 | 0.00 | 0.00 | 0.00 | \$0.00 |
| 221 Staywell Admin | \$0.00 | 0.00 | 0.00 | 0.00 | 0.00 | 0.00 | 0.00 | 0.00 | 0.00 | 0.00 | 0.00 | 0.00 | 0.00 | \$0.00 |
| 222 Staywell Claims | \$0.00 | 0.00 | 0.00 | 0.00 | 0.00 | 0.00 | 0.00 | 0.00 | 0.00 | 0.00 | 0.00 | 0.00 | 0.00 | \$0.00 |
| 301 PHARMACY CLAIMS - ESI | \$0.00 | 0.00 | 0.00 | 0.00 | 0.00 | 0.00 | 0.00 | 0.00 | 0.00 | 0.00 | 0.00 | 0.00 | 0.00 | \$0.00 |
| 302 EXPRESS SCRIPTS ADMIN FEES | \$0.00 | 0.00 | 0.00 | 0.00 | 0.00 | 0.00 | 0.00 | 0.00 | 0.00 | 0.00 | 0.00 | 0.00 | 0.00 | \$0.00 |
| 310 PHARMACY CLAIMS- CVS | (5438,096,613.55) | (179.57) | (245.61) | (528.08) | (1,709.66) | (8,353.56) | (7,965.62) | (20,317.71) | (15,500.47) | 3,559.33 | 0.00 | (620.10) | (5438,151,561.56) | \$0.00 |
| 311 CVS ADMIN | (57,687,660.09) | 0.00 | 0.00 | 0.00 | 0.00 | 0.00 | 0.00 | 0.00 | 0.00 | 0.00 | 0.00 | 0.00 | (57,687,660.09) | \$0.00 |
| 500 TRANSFERS TO OTHER PLAN YEAR(S) | \$0.00 | 0.00 | 0.00 | 0.00 | 0.00 | 0.00 | 0.00 | 0.00 | 0.00 | 0.00 | 0.00 | 0.00 | 0.00 | \$0.00 |
| 501 OPERATING TRANSFER/EXP & ADJ | (59,130,199.97) | 0.00 | 0.00 | 0.00 | 0.00 | 0.00 | 0.00 | 0.00 | 0.00 | 0.00 | 0.00 | 0.00 | 0.00 | (59,130,199.97) |
| 502 Transfer for Clinic Cleaning Services | \$0.00 | 0.00 | 0.00 | 0.00 | 0.00 | 0.00 | 0.00 | 0.00 | 0.00 | 0.00 | 0.00 | 0.00 | 0.00 | \$0.00 |
| 503 Voided/NSF/Cancelled Check Fees | \$0.00 | 0.00 | 0.00 | 0.00 | 0.00 | 0.00 | 0.00 | 0.00 | 0.00 | 0.00 | 0.00 | 0.00 | 0.00 | \$0.00 |
| Total Cash Transactions: | \$152,499,006.43 | (527,515.88) | \$329,710.78 | (51,544,631.81) | \$42,989.99 | (586,325.99) | \$173,086.02 | \$243,827.86 | \$67,792.44 | (5245,051.22) | \$31,465.23 | (15,559.96) | \$151,275,188.35 | |

Kentucky Employees' Health Plan – Status Report
 1st Quarter, 2021
 Attachment B – Summary
 Page B-14

| | | Plan Year 2018 | | | | | | | | | | | | Plan Year Transactions to Date |
|-------------------------|---------------------------------------|--------------------|-----------------|-------------------|------------------|-----------------|----------------|----------------|---------------|--------------|--------------|----------------|----------------|--------------------------------|
| 2019 | 2018 Balance Forward | January-19 | February-19 | March-19 | April-19 | May-19 | June-19 | July-19 | August-19 | September-19 | October-19 | November-19 | December-19 | Plan Year Transactions to Date |
| 101 | PREMIUMS | \$1,572,698,090.66 | 73,644,247.53 | 658.13 | 751.43 | (812.12) | 1,164.70 | 24.71 | 0.00 | 0.00 | 0.00 | 0.00 | 0.00 | 1,646,294,065.04 |
| 102 | HRA WAIVER CONTRIBUTION | \$46,559,195.61 | 15,137.50 | 0.00 | 0.00 | 0.00 | 0.00 | 0.00 | 0.00 | 0.00 | 0.00 | 0.00 | 0.00 | 46,574,333.11 |
| 110 | INTEREST INCOME | \$2,071,729.18 | 321,465.04 | 303,127.79 | 249,221.65 | (873,814.48) | 0.00 | 0.00 | 0.00 | 0.00 | 0.00 | 0.00 | 0.00 | 2,071,729.18 |
| 120 | DRUG REBATES- ESCRIPTS | \$0.00 | 0.00 | 0.00 | 0.00 | 0.00 | 0.00 | 0.00 | 0.00 | 0.00 | 0.00 | 0.00 | 0.00 | 0.00 |
| 121 | DRUG REBATES- CVS | \$56,876,176.78 | 30,606,258.28 | 0.00 | 0.00 | 36,253,007.99 | 0.00 | 375,786.58 | 0.00 | 0.00 | 34,181.97 | 0.00 | 0.00 | 124,145,441.60 |
| 130 | TRANSFERS FROM OTHER PLAN YEAR(S) | \$0.00 | 0.00 | 0.00 | 0.00 | 0.00 | 0.00 | 0.00 | 0.00 | 0.00 | 0.00 | 0.00 | 0.00 | 0.00 |
| 201 | MEDICAL CLAIMS HUMANA | \$0.00 | 0.00 | 0.00 | 0.00 | 0.00 | 0.00 | 0.00 | 0.00 | 0.00 | 0.00 | 0.00 | 0.00 | 0.00 |
| 202 | HUMANA ADMIN FEES | (\$13,298,480.22) | (1,171,543.28) | 0.00 | 0.00 | 0.00 | 0.00 | 0.00 | 0.00 | 0.00 | 0.00 | 0.00 | 0.00 | (14,470,023.50) |
| 203 | HRA EMBEDDED CLAIMS HUMANA | \$0.00 | 0.00 | 0.00 | 0.00 | 0.00 | 0.00 | 0.00 | 0.00 | 0.00 | 0.00 | 0.00 | 0.00 | 0.00 |
| 204 | HRA WAIVER CLAIMS HUMANA | \$0.00 | 0.00 | 0.00 | 0.00 | 0.00 | 0.00 | 0.00 | 0.00 | 0.00 | 0.00 | 0.00 | 0.00 | 0.00 |
| 210 | MEDICAL CLAIMS- ANTHEM | (\$938,488,590.76) | (84,522,833.36) | (18,621,060.70) | (8,307,866.49) | (3,876,734.00) | (374,103.10) | 388,636.49 | (397,850.23) | 262,516.33 | 584,145.87 | (365,843.12) | (223,247.05) | (1,055,084,787.44) |
| 213 | HRA EMBEDDED CLAIMS- WWV | (\$49,165,671.44) | (1,229,786.61) | (241,079.53) | (247,033.01) | (148,913.20) | (4.04) | (1,734.53) | (740.47) | (8.73) | (366.26) | 0.00 | 0.00 | (51,035,337.82) |
| 214 | HRA WAIVER CLAIMS- WWV | (\$36,800,327.07) | (1,103,371.34) | (257,485.46) | (242,680.00) | (194,010.54) | (1,291.38) | (3,840.69) | (39,063.27) | (2,455.09) | (4.01) | (57.60) | (40.00) | (38,644,639.45) |
| 215 | ANTHEM ADMIN | (\$46,741,571.47) | (12,363.15) | (148.36) | (8.29) | (75.88) | 0.00 | 0.00 | 0.00 | 0.00 | 0.00 | 0.00 | 0.00 | (46,754,167.15) |
| 216 | WAGE WORKS ADMIN | (\$4,240,995.33) | (376,575.20) | 0.00 | 0.00 | 0.00 | 0.00 | (134,440.80) | 0.00 | 0.00 | 0.00 | 0.00 | (4,497.35) | (4,756,508.68) |
| 217 | MDX MEDICAL ADMIN- COMPASS | (\$922,594.85) | 0.00 | 0.00 | 0.00 | 0.00 | 0.00 | 0.00 | 0.00 | 0.00 | 0.00 | 0.00 | 0.00 | (922,594.85) |
| 218 | Rethink - BH Services | \$0.00 | 0.00 | 0.00 | 0.00 | 0.00 | 0.00 | 0.00 | 0.00 | 0.00 | 0.00 | 0.00 | 0.00 | 0.00 |
| 219 | Dependent Eligibility Audit | \$0.00 | 0.00 | 0.00 | 0.00 | 0.00 | 0.00 | 0.00 | 0.00 | 0.00 | 0.00 | 0.00 | 0.00 | 0.00 |
| 220 | Printing & Postage | \$0.00 | 0.00 | 0.00 | 0.00 | 0.00 | 0.00 | 0.00 | 0.00 | 0.00 | 0.00 | 0.00 | 0.00 | 0.00 |
| 221 | Staywell Admin | \$0.00 | 0.00 | 0.00 | 0.00 | 0.00 | 0.00 | 0.00 | 0.00 | 0.00 | 0.00 | 0.00 | 0.00 | 0.00 |
| 222 | Staywell Claims | \$0.00 | 0.00 | 0.00 | 0.00 | 0.00 | 0.00 | 0.00 | 0.00 | 0.00 | 0.00 | 0.00 | 0.00 | 0.00 |
| 301 | PHARMACY CLAIMS- ESI | \$0.00 | 0.00 | 0.00 | 0.00 | 0.00 | 0.00 | 0.00 | 0.00 | 0.00 | 0.00 | 0.00 | 0.00 | 0.00 |
| 302 | EXPRESS SCRIPTS ADMIN FEES | \$0.00 | 0.00 | 0.00 | 0.00 | 0.00 | 0.00 | 0.00 | 0.00 | 0.00 | 0.00 | 0.00 | 0.00 | 0.00 |
| 310 | PHARMACY CLAIMS- CVS | (\$427,678,653.12) | (10,484,265.75) | (13,351.22) | 14,426.33 | 12,328.58 | 16,181.59 | 51,437.64 | 11,984.64 | 11,924.09 | 752.79 | (3,835.16) | (1,175.33) | (438,096,613.55) |
| 311 | CVS ADMIN | (\$7,889,140.02) | (975,287.95) | (313,551.34) | (112,760.25) | (116,148.65) | (203.45) | (34,368.63) | (126.95) | 0.00 | 0.00 | 0.00 | 0.00 | (7,887,660.09) |
| 500 | TRANSFERS TO OTHER PLAN YEAR(S) | \$0.00 | 0.00 | 0.00 | 0.00 | 0.00 | 0.00 | 0.00 | 0.00 | 0.00 | 0.00 | 0.00 | 0.00 | 0.00 |
| 501 | OPERATING TRANSFER/EXP & ADJ | \$0.00 | 22,882.42 | 0.00 | (5.00) | (81,791.23) | 0.00 | (594,306.00) | 0.00 | 0.00 | 0.00 | 0.00 | 0.00 | (9,130,199.97) |
| 502 | Transfer for Clinic Cleaning Services | \$0.00 | 0.00 | 0.00 | 0.00 | 0.00 | 0.00 | 0.00 | 0.00 | 0.00 | 0.00 | 0.00 | 0.00 | 0.00 |
| 503 | Voided/NSF/ Cancelled Check Fees | \$0.00 | 0.00 | 0.00 | 0.00 | 0.00 | 0.00 | 0.00 | 0.00 | 0.00 | 0.00 | 0.00 | 0.00 | 0.00 |
| Total Cash Transactions | | \$104,632,727.79 | \$4,739,964.13 | (\$19,142,880.69) | (\$8,645,963.63) | \$30,973,036.47 | (\$358,255.68) | \$1,434,735.34 | (\$96,236.02) | \$271,976.60 | \$618,710.36 | (\$389,735.88) | (\$238,859.73) | \$152,493,006.43 |

Kentucky Employees' Health Plan – Status Report
1st Quarter, 2021
Attachment B – Summary
 Page B-15

| | | Plan Year 2018 | | | | | | | | | | | | Plan Year Transactions to Date | | | | | | |
|------|---------------------------------------|-----------------------|-----------------|-----------------|-----------------|-----------------|-------------------|-------------------|-----------------|-------------------|-----------------|-----------------|-----------------|--------------------------------|------------------|--|--|--|--|--|
| | | Balance Forward | January-18 | February-18 | March-18 | April-18 | May-18 | June-18 | July-18 | August-18 | September-18 | October-18 | November-18 | | December-18 | | | | | |
| 2018 | | | | | | | | | | | | | | | | | | | | |
| 101 | PREMIUMS | \$0.00 | 68,300,267.01 | 134,478,893.90 | 139,017,958.34 | 138,872,737.53 | 137,019,292.60 | 105,778,700.26 | 169,023,229.14 | 137,455,968.90 | 133,853,260.69 | 134,612,881.62 | 137,671,061.76 | 136,554,778.91 | 1,572,638,030.66 | | | | | |
| 102 | HRA WAIVER CONTRIBUTION | \$0.00 | 3,946,331.36 | 3,996,434.52 | 4,045,266.95 | 4,041,237.16 | 4,039,353.86 | 3,67,889.96 | 7,557,677.76 | 3,845,509.64 | 3,387,037.50 | 3,727,970.62 | 697,254.22 | 6,977,232.06 | 46,559,195.61 | | | | | |
| 110 | INTEREST INCOME | \$0.00 | 0.00 | 20,376.82 | 75,185.50 | 137,170.00 | 192,919.86 | 0.00 | 339,454.97 | 299,050.46 | 193,840.27 | 266,163.10 | 293,685.76 | 253,882.44 | 2,071,729.18 | | | | | |
| 120 | DRUG REBATES-SCRIPTS | \$0.00 | 0.00 | 0.00 | 0.00 | 0.00 | 0.00 | 0.00 | 0.00 | 0.00 | 0.00 | 0.00 | 0.00 | 0.00 | 0.00 | | | | | |
| 121 | DRUG REBATES- CVS | \$0.00 | 0.00 | 0.00 | 0.00 | 0.00 | 0.00 | 0.00 | 27,091,950.20 | 0.00 | 0.00 | 0.00 | 0.00 | 0.00 | 0.00 | | | | | |
| 130 | TRANSFERS FROM OTHER PLAN YEAR(S) | \$0.00 | 0.00 | 0.00 | 0.00 | 0.00 | 0.00 | 0.00 | 0.00 | 0.00 | 0.00 | 0.00 | 0.00 | 0.00 | 0.00 | | | | | |
| 201 | MEDICAL CLAIMS HUMANA | \$0.00 | 0.00 | 0.00 | 0.00 | 0.00 | 0.00 | 0.00 | (1,340,011.95) | (4,785,810.59) | (942,308.15) | (872,940.66) | (1,111,103.20) | (13,296,480.22) | | | | | | |
| 202 | HUMANA ADMIN FEES | \$0.00 | 0.00 | 0.00 | 0.00 | 0.00 | 0.00 | 0.00 | 0.00 | 0.00 | 0.00 | 0.00 | 0.00 | 0.00 | | | | | | |
| 203 | HRA EMBEDDED CLAIMS HUMANA | \$0.00 | 0.00 | 0.00 | 0.00 | 0.00 | 0.00 | 0.00 | 0.00 | 0.00 | 0.00 | 0.00 | 0.00 | 0.00 | | | | | | |
| 204 | HRA WAIVER CLAIMS HUMANA | \$0.00 | 0.00 | 0.00 | 0.00 | 0.00 | 0.00 | 0.00 | 0.00 | 0.00 | 0.00 | 0.00 | 0.00 | 0.00 | | | | | | |
| 210 | MEDICAL CLAIMS- ANTHEM | \$0.00 | (16,978,844.64) | (53,892,860.60) | (62,096,641.78) | (72,272,070.77) | (96,436,636.91) | (73,854,779.05) | (79,325,026.72) | (103,136,172.95) | (88,092,588.81) | ##### | (86,307,671.01) | (99,996,494.62) | (938,488,590.76) | | | | | |
| 213 | HRA EMBEDDED CLAIMS- WVV | \$0.00 | (4,185,446.64) | (5,150,693.12) | (5,781,680.10) | (5,135,235.62) | (4,785,921.61) | (6,545,613.45) | (2,402,438.83) | (3,484,967.22) | (2,681,175.53) | (3,197,997.16) | (2,949,665.20) | (2,864,926.96) | (48,165,671.44) | | | | | |
| 214 | HRA WAIVER CLAIMS- WVV | \$0.00 | (3,126,262.09) | (3,083,837.98) | (3,279,448.24) | (2,851,573.68) | (2,605,041.04) | (2,488,597.12) | (5,211,088.17) | (3,754,872.17) | (2,490,711.77) | (2,917,482.26) | (2,478,421.18) | (2,513,071.37) | (36,800,327.07) | | | | | |
| 215 | ANTHEM ADMIN | \$0.00 | (3,935,437.48) | (3,931,418.42) | (3,919,277.57) | (3,990,333.18) | (3,925,017.64) | (3,894,421.03) | (3,890,815.21) | (3,851,098.53) | (3,814,672.23) | (3,876,141.20) | (3,873,307.62) | (3,879,631.36) | (46,741,571.47) | | | | | |
| 216 | WAGE WORKS ADMIN | \$0.00 | (137,104.93) | (398,308.00) | (400,843.20) | (403,693.60) | (354,847.60) | (396,223.20) | (317,168.00) | (359,644.00) | (360,520.40) | (403,410.80) | (332,885.20) | (376,046.40) | (4,240,995.33) | | | | | |
| 217 | MDX MEDICAL ADMIN- COMPASS | \$0.00 | 0.00 | (77,557.55) | (77,207.22) | (77,155.69) | (153,995.21) | (76,667.68) | (80,096.78) | (75,708.38) | (75,291.80) | (76,302.51) | 0.00 | (152,614.03) | (922,594.85) | | | | | |
| 218 | Rethink - BH Services | \$0.00 | 0.00 | 0.00 | 0.00 | 0.00 | 0.00 | 0.00 | 0.00 | 0.00 | 0.00 | 0.00 | 0.00 | 0.00 | 0.00 | | | | | |
| 219 | Dependent Eligibility Audit | \$0.00 | 0.00 | 0.00 | 0.00 | 0.00 | 0.00 | 0.00 | 0.00 | 0.00 | 0.00 | 0.00 | 0.00 | 0.00 | 0.00 | | | | | |
| 220 | Printing & Postage | \$0.00 | 0.00 | 0.00 | 0.00 | 0.00 | 0.00 | 0.00 | 0.00 | 0.00 | 0.00 | 0.00 | 0.00 | 0.00 | 0.00 | | | | | |
| 221 | Staywell Admin | \$0.00 | 0.00 | 0.00 | 0.00 | 0.00 | 0.00 | 0.00 | 0.00 | 0.00 | 0.00 | 0.00 | 0.00 | 0.00 | 0.00 | | | | | |
| 222 | Staywell Claims | \$0.00 | 0.00 | 0.00 | 0.00 | 0.00 | 0.00 | 0.00 | 0.00 | 0.00 | 0.00 | 0.00 | 0.00 | 0.00 | 0.00 | | | | | |
| 301 | PHARMACY CLAIMS - ESI | \$0.00 | 0.00 | 0.00 | 0.00 | 0.00 | 0.00 | 0.00 | 0.00 | 0.00 | 0.00 | 0.00 | 0.00 | 0.00 | 0.00 | | | | | |
| 302 | EXPRESS SCRIPTS ADMIN FEES | \$0.00 | 0.00 | 0.00 | 0.00 | 0.00 | 0.00 | 0.00 | 0.00 | 0.00 | 0.00 | 0.00 | 0.00 | 0.00 | 0.00 | | | | | |
| 310 | PHARMACY CLAIMS- CVS | \$0.00 | (24,171,126.52) | (32,428,692.11) | (30,621,265.36) | (15,759,153.06) | (53,532,061.00) | (37,312,953.96) | (36,102,383.56) | (38,644,435.83) | (37,076,421.73) | (40,285,007.26) | (40,806,634.20) | (40,938,518.53) | (427,676,653.12) | | | | | |
| 311 | CVS ADMIN | \$0.00 | (99,253.05) | (421,868.14) | (646,121.65) | (875,512.12) | (1,005,450.15) | (659,088.43) | (1,067,801.44) | (203,148.85) | (737,838.00) | (1,218,054.29) | (461,785.70) | (523,718.20) | (7,899,140.02) | | | | | |
| 500 | TRANSFERS TO OTHER PLAN YEAR(S) | \$0.00 | 0.00 | 0.00 | 0.00 | 0.00 | 0.00 | 0.00 | 0.00 | 0.00 | 0.00 | 0.00 | 0.00 | 0.00 | 0.00 | | | | | |
| 501 | OPERATING TRANSFER/EXP & ADJ | \$0.00 | (2,464,200.00) | 0.00 | (217,622.00) | (1,295,893.71) | 11,685.05 | (40,092.46) | (4,007,193.00) | (1,608.04) | (219,398.00) | (598.00) | 0.00 | (88,787.00) | (8,476,380.16) | | | | | |
| 502 | Transfer for Clinic Cleaning Services | \$0.00 | 0.00 | 0.00 | 0.00 | 0.00 | 0.00 | 0.00 | 0.00 | 0.00 | 0.00 | 0.00 | 0.00 | 0.00 | 0.00 | | | | | |
| 503 | Voided/NSF/Cancelled Check Fees | \$0.00 | 0.00 | 0.00 | 0.00 | 0.00 | 0.00 | 0.00 | 0.00 | 0.00 | 0.00 | 0.00 | 0.00 | 0.00 | 0.00 | | | | | |
| | Total Cash Transactions | \$0.00 | \$17,148,923.02 | \$58,266,442.08 | \$56,098,303.67 | \$37,844,083.38 | (\$21,536,719.79) | (\$20,441,854.11) | \$66,822,209.77 | (\$11,911,126.97) | \$943,212.04 | \$9,444,864.88 | \$127,755.43 | (\$6,373,361.61) | \$144,432,727.79 | | | | | |

Kentucky Employees' Health Plan – Status Report
 1st Quarter, 2021
 Attachment B – Summary
 Page B-17

| 2020 | Plan Year 2019 | | | | | | | | | | | | Plan Year Transactions to Date | |
|---|----------------------|-----------------|-------------------|-------------------|-----------------|------------------|------------------|----------------|--------------|----------------|----------------|--------------|--------------------------------|----------------------|
| | 2019 Balance Forward | January-20 | February-20 | March-20 | April-20 | May-20 | June-20 | July-20 | August-20 | September-20 | October-20 | November-20 | | December-20 |
| 101 PREMIUMS | \$1,568,885,156.90 | 67,828,408.38 | 278,794.56 | (328.74) | 244.58 | (26.39) | 0.00 | 0.00 | 0.00 | 0.00 | 0.00 | 0.00 | 0.00 | \$1,636,992,249.29 |
| 102 HRA WAIVER CONTRIBUTION | \$44,416,315.57 | 3,470,916.88 | 0.00 | 0.00 | 0.00 | 0.00 | 0.00 | 0.00 | 0.00 | 0.00 | 0.00 | 0.00 | 0.00 | \$47,887,232.45 |
| 110 INTEREST INCOME | \$12,628,314.74 | 0.00 | 0.00 | 0.00 | 0.00 | 0.00 | 0.00 | 0.00 | 0.00 | 0.00 | 0.00 | 0.00 | 0.00 | \$12,628,314.74 |
| 120 DRUG REBATES- ESCRIPTS | \$0.00 | 0.00 | 0.00 | 0.00 | 0.00 | 0.00 | 0.00 | 0.00 | 0.00 | 0.00 | 0.00 | 0.00 | 0.00 | \$0.00 |
| 121 DRUG REBATES- CVS | \$67,758,803.71 | 35,397,343.46 | 0.00 | 0.00 | 44,029,350.10 | 0.00 | 2,010,413.83 | 0.00 | 0.00 | 64,670.35 | 0.00 | 0.00 | 0.00 | \$149,260,781.45 |
| 130 TRANSFERS FROM/ OTHER PLAN YEAR(S) | \$0.00 | 0.00 | 0.00 | 0.00 | 0.00 | 0.00 | 0.00 | 0.00 | 0.00 | 0.00 | 0.00 | 0.00 | 0.00 | \$0.00 |
| 201 MEDICAL CLAIMS- HUMANA | \$0.00 | 0.00 | 0.00 | 0.00 | 0.00 | 0.00 | 0.00 | 0.00 | 0.00 | 0.00 | 0.00 | 0.00 | 0.00 | \$0.00 |
| 202 HUMANA ADMIN FEES | (\$17,753,295.30) | 0.00 | 0.00 | (3,780,115.00) | 0.00 | 0.00 | 0.00 | 0.00 | 0.00 | 0.00 | 0.00 | 0.00 | 0.00 | (\$21,533,414.30) |
| 203 HRA EMBEDDED CLAIMS HUMANA | \$0.00 | 0.00 | 0.00 | 0.00 | 0.00 | 0.00 | 0.00 | 0.00 | 0.00 | 0.00 | 0.00 | 0.00 | 0.00 | \$0.00 |
| 204 HRA WAIVER CLAIMS HUMANA | \$0.00 | 0.00 | 0.00 | 0.00 | 0.00 | 0.00 | 0.00 | 0.00 | 0.00 | 0.00 | 0.00 | 0.00 | 0.00 | \$0.00 |
| 210 MEDICAL CLAIMS- ANTHEM | (\$1,024,634,960.91) | (75,087,214.38) | (24,340,025.67) | (6,860,568.25) | (5,804,466.73) | (4,168,738.21) | (5,438,799.10) | (1,035,701.95) | 590,478.21 | (265,433.22) | (229,979.04) | 336,589.57 | 418,072.16 | (\$1,146,520,747.52) |
| 213 HRA EMBEDDED CLAIMS- WW | (\$53,944,979.42) | (1,207,284.19) | (375,652.56) | (257,239.62) | (248,138.09) | (73,328.17) | (809.60) | (783.66) | (0.78) | (191.09) | (500.00) | 1,500.02 | (227.62) | (\$56,107,634.78) |
| 214 HRA WAIVER CLAIMS- WW | (\$36,218,531.53) | (943,160.60) | (236,610.49) | (184,172.91) | (174,737.96) | (54,358.47) | (891.00) | (32,619.02) | (956.32) | (203.00) | 0.00 | 0.00 | 0.00 | (\$37,846,241.30) |
| 215 ANTHEM ADMIN | (\$47,474,090.56) | (4,455.68) | (56.86) | 0.00 | 0.00 | 0.00 | 0.00 | 0.00 | 0.00 | 0.00 | 0.00 | 0.00 | 0.00 | (\$47,478,543.10) |
| 216 WAGE WORKS ADMIN | (\$4,981,098.50) | (460,672.80) | 42,375.20 | (4,692.80) | (4,614.40) | (4,544.40) | 0.00 | 0.00 | 0.00 | 0.00 | 0.00 | 0.00 | 0.00 | (\$5,013,247.70) |
| 217 MDX MEDICAL ADMIN- COMPASS | (\$945,179.95) | 0.00 | 0.00 | 0.00 | 0.00 | 0.00 | 0.00 | 0.00 | 0.00 | 0.00 | 0.00 | 0.00 | 0.00 | (\$945,179.95) |
| 218 Rethink - BH Services | \$0.00 | 0.00 | 0.00 | 0.00 | 0.00 | 0.00 | 0.00 | 0.00 | 0.00 | 0.00 | 0.00 | 0.00 | 0.00 | \$0.00 |
| 219 Dependent Eligibility Audit | \$0.00 | 0.00 | (3,961.50) | 0.00 | 0.00 | 0.00 | 0.00 | 0.00 | 0.00 | 0.00 | 0.00 | 0.00 | 0.00 | (\$3,961.50) |
| 220 Printing & Postage | \$0.00 | 0.00 | 0.00 | 0.00 | 0.00 | 0.00 | 0.00 | 0.00 | 0.00 | 0.00 | 0.00 | 0.00 | 0.00 | \$0.00 |
| 221 Staywell Admin | \$0.00 | 0.00 | 0.00 | 0.00 | 0.00 | 0.00 | 0.00 | 0.00 | 0.00 | 0.00 | 0.00 | 0.00 | 0.00 | \$0.00 |
| 222 Staywell Claims | \$0.00 | 0.00 | 0.00 | 0.00 | 0.00 | 0.00 | 0.00 | 0.00 | 0.00 | 0.00 | 0.00 | 0.00 | 0.00 | \$0.00 |
| 301 PHARMACY CLAIMS- ESI | \$0.00 | 0.00 | 0.00 | 0.00 | 0.00 | 0.00 | 0.00 | 0.00 | 0.00 | 0.00 | 0.00 | 0.00 | 0.00 | \$0.00 |
| 302 EXPRESS SCRIPTS ADMIN FEES | \$0.00 | 0.00 | 0.00 | 0.00 | 0.00 | 0.00 | 0.00 | 0.00 | 0.00 | 0.00 | 0.00 | 0.00 | 0.00 | \$0.00 |
| 310 PHARMACY CLAIMS- CVS | (\$479,330,356.24) | (9,763,918.93) | (46,874.41) | (23,809.19) | (6,084.81) | 1,349.52 | (7,987.80) | 112,360.80 | (126,656.54) | 15,984.92 | (635.55) | 1,776.55 | (4,487.76) | (\$489,179,439.44) |
| 311 CVS ADMIN | (\$8,454,556.65) | (541,999.98) | (437,782.33) | 0.00 | 0.00 | 0.00 | 0.00 | 1,340,216.78 | 0.00 | 0.00 | 0.00 | 0.00 | 0.00 | (\$8,094,122.18) |
| 500 TRANSFERS TO OTHER PLAN YEAR(S) | \$0.00 | 0.00 | 0.00 | 0.00 | 0.00 | 0.00 | 0.00 | 0.00 | 0.00 | 0.00 | 0.00 | 0.00 | 0.00 | \$0.00 |
| 501 OPERATING TRANSFER/EXP & ADJ | (\$8,262,933.68) | 0.00 | 88,184.00 | 0.00 | 0.00 | 0.00 | (618,527.00) | 0.00 | 0.00 | 0.00 | 0.00 | 0.00 | 0.00 | (\$8,793,276.68) |
| 502 Transfer for Clinic Cleaning Services | \$0.00 | 0.00 | 0.00 | (1,747.08) | 0.00 | 0.00 | 0.00 | 0.00 | 0.00 | 0.00 | 0.00 | 0.00 | 0.00 | (\$1,747.08) |
| 503 Voided/NSF/Cancelled Check Fees | \$0.00 | 0.00 | 0.00 | 0.00 | 0.00 | 0.00 | 0.00 | 0.00 | 0.00 | 0.00 | 0.00 | 0.00 | 0.00 | \$0.00 |
| Total Cash Transactions: | \$12,088,664.18 | \$18,687,962.16 | (\$25,033,357.14) | (\$11,111,026.51) | \$37,791,752.69 | (\$4,299,646.12) | (\$5,067,014.50) | \$2,393,886.78 | \$462,864.57 | (\$249,842.39) | (\$166,444.24) | \$339,866.14 | \$413,356.78 | \$25,251,022.40 |

Kentucky Employees' Health Plan – Status Report
 1st Quarter, 2021
 Attachment B – Summary
 Page B-18

| | | Plan Year 2019 | | | | | | | | | | | | Plan Year Transactions to Date | |
|-------------------------|---------------------------------------|----------------------|-----------------|-----------------|-----------------|-----------------|-----------------|-----------------|------------------|-----------------|-----------------|------------------|-----------------|--------------------------------|--------------------------------|
| | | 2018 Balance Forward | January-19 | February-19 | March-19 | April-19 | May-19 | June-19 | July-19 | August-19 | September-19 | October-19 | November-19 | December-19 | Plan Year Transactions to Date |
| 101 | PREMIUMS | \$0.00 | 63,839,206.68 | 137,315,232.35 | 137,105,702.38 | 137,654,759.26 | 136,667,873.70 | 103,096,945.23 | 173,716,639.48 | 132,068,605.08 | 133,573,041.06 | 135,850,302.90 | 134,827,553.80 | 143,169,494.98 | 1,568,885,156.90 |
| 102 | HRA WAIVER CONTRIBUTION | \$0.00 | 3,944,275.54 | 3,965,180.74 | 4,020,824.09 | 4,037,312.90 | 4,034,554.06 | 3,453,883.36 | 7,604,387.42 | 3,857,520.86 | 3,814,737.50 | 4,036,287.50 | 4,099,201.60 | 655,150.00 | 44,416,315.57 |
| 110 | INTEREST INCOME | \$0.00 | 0.00 | 26,696.30 | 83,033.74 | 4,901,912.75 | 1,387,267.36 | 1,053,463.85 | 944,172.78 | 1,144,515.76 | 851,828.49 | 817,970.18 | 696,539.10 | 715,914.43 | 12,628,314.74 |
| 120 | DRUG REBATES- ESCRIPTS | \$0.00 | 0.00 | 0.00 | 0.00 | 0.00 | 0.00 | 0.00 | 0.00 | 0.00 | 0.00 | 0.00 | 0.00 | 0.00 | 0.00 |
| 121 | DRUG REBATES- CVS | \$0.00 | 0.00 | 0.00 | 0.00 | 0.00 | 0.00 | 0.00 | 35,676,387.63 | 0.00 | 0.00 | 34,082,416.08 | 0.00 | 0.00 | 67,758,803.71 |
| 130 | TRANSFERS FROM OTHER PLAN YEAR(S) | \$0.00 | 0.00 | 0.00 | 0.00 | 0.00 | 0.00 | 0.00 | 0.00 | 0.00 | 0.00 | 0.00 | 0.00 | 0.00 | 0.00 |
| 201 | MEDICAL CLAIMS HUMANA | \$0.00 | 0.00 | 0.00 | 0.00 | 0.00 | 0.00 | 0.00 | 0.00 | 0.00 | 0.00 | 0.00 | 0.00 | 0.00 | 0.00 |
| 202 | HUMANA ADMIN FEES | \$0.00 | 0.00 | (2,851,371.71) | (1,293,286.73) | (1,581,143.96) | (1,859,573.73) | (1,466,107.18) | (1,309,666.71) | (1,440,713.50) | (1,025,799.00) | (978,815.99) | (1,773,035.35) | (2,173,385.44) | (17,753,299.30) |
| 203 | HRA EMBEDDED CLAIMS HUMANA | \$0.00 | 0.00 | 0.00 | 0.00 | 0.00 | 0.00 | 0.00 | 0.00 | 0.00 | 0.00 | 0.00 | 0.00 | 0.00 | 0.00 |
| 204 | HRA WAIVER CLAIMS HUMANA | \$0.00 | 0.00 | 0.00 | 0.00 | 0.00 | 0.00 | 0.00 | 0.00 | 0.00 | 0.00 | 0.00 | 0.00 | 0.00 | 0.00 |
| 210 | MEDICAL CLAIMS- ANTHEM | \$0.00 | (14,715,590.72) | (54,974,494.49) | (73,193,110.03) | (92,329,780.61) | (80,074,628.25) | (84,036,842.14) | (110,369,191.54) | (92,207,948.49) | (87,202,032.31) | (118,084,677.63) | (97,111,897.38) | (120,334,767.32) | (1,024,634,960.91) |
| 213 | HRA EMBEDDED CLAIMS- WW | \$0.00 | (4,873,288.34) | (5,559,177.20) | (6,159,032.41) | (6,175,759.56) | (4,565,688.16) | (4,978,662.88) | (4,525,955.61) | (3,608,384.76) | (2,889,484.51) | (3,426,261.26) | (2,937,457.99) | (3,545,826.74) | (53,944,979.42) |
| 214 | HRA WAIVER CLAIMS- WW | \$0.00 | (3,229,011.29) | (3,004,428.78) | (2,955,573.51) | (2,873,080.16) | (2,265,062.58) | (2,443,596.76) | (4,676,216.54) | (3,570,390.27) | (2,631,585.13) | (2,851,360.13) | (2,438,358.62) | (3,239,867.76) | (36,218,531.53) |
| 215 | ANTHEM ADMIN | \$0.00 | (3,984,671.25) | (3,974,234.00) | (3,979,290.00) | (3,989,782.94) | (3,991,674.02) | (3,960,084.19) | (3,944,514.00) | (3,905,806.44) | (3,887,709.63) | (3,958,911.16) | (3,947,003.55) | (3,950,349.38) | (47,474,030.56) |
| 216 | WAGE WORKS ADMIN | \$0.00 | (428,890.00) | (428,890.00) | (429,018.80) | (432,597.20) | (387,870.00) | (436,445.90) | (343,338.80) | (392,918.40) | (391,957.20) | (397,275.20) | (362,087.60) | (578,699.40) | (4,581,098.50) |
| 217 | MDX MEDICAL ADMIN- COMPASS | \$0.00 | (79,543.75) | (79,206.60) | (79,359.50) | (79,244.55) | (79,084.50) | (78,871.65) | (78,688.85) | (77,887.70) | (77,380.05) | (76,653.30) | (76,700.60) | (78,758.90) | (945,179.95) |
| 218 | Rethink - BH Services | \$0.00 | 0.00 | 0.00 | 0.00 | 0.00 | 0.00 | 0.00 | 0.00 | 0.00 | 0.00 | 0.00 | 0.00 | 0.00 | 0.00 |
| 219 | Dependent Eligibility Audit | \$0.00 | 0.00 | 0.00 | 0.00 | 0.00 | 0.00 | 0.00 | 0.00 | 0.00 | 0.00 | 0.00 | 0.00 | 0.00 | 0.00 |
| 220 | Printing & Postage | \$0.00 | 0.00 | 0.00 | 0.00 | 0.00 | 0.00 | 0.00 | 0.00 | 0.00 | 0.00 | 0.00 | 0.00 | 0.00 | 0.00 |
| 221 | Staywell Admin | \$0.00 | 0.00 | 0.00 | 0.00 | 0.00 | 0.00 | 0.00 | 0.00 | 0.00 | 0.00 | 0.00 | 0.00 | 0.00 | 0.00 |
| 222 | Staywell Claims | \$0.00 | 0.00 | 0.00 | 0.00 | 0.00 | 0.00 | 0.00 | 0.00 | 0.00 | 0.00 | 0.00 | 0.00 | 0.00 | 0.00 |
| 301 | PHARMACY CLAIMS - ESI | \$0.00 | 0.00 | 0.00 | 0.00 | 0.00 | 0.00 | 0.00 | 0.00 | 0.00 | 0.00 | 0.00 | 0.00 | 0.00 | 0.00 |
| 302 | EXPRESS SCRIPTS ADMIN FEES | \$0.00 | 0.00 | 0.00 | 0.00 | 0.00 | 0.00 | 0.00 | 0.00 | 0.00 | 0.00 | 0.00 | 0.00 | 0.00 | 0.00 |
| 310 | PHARMACY CLAIMS- CVS | \$0.00 | (27,345,668.16) | (38,703,025.74) | (37,082,126.05) | (40,965,331.13) | (40,526,836.13) | (39,192,266.51) | (40,470,514.97) | (42,699,062.87) | (32,220,535.89) | (51,381,296.15) | (43,348,072.25) | (45,395,620.39) | (479,330,356.74) |
| 311 | CVS ADMIN | \$0.00 | (330,493.15) | (329,337.15) | (735,492.65) | (790,576.26) | (428,167.90) | (1,347,242.47) | (721,228.14) | (840,877.55) | (432,818.54) | (937,065.56) | (854,408.11) | (736,199.17) | (8,454,556.65) |
| 500 | TRANSFERS TO OTHER PLAN YEAR(S) | \$0.00 | 0.00 | 0.00 | 0.00 | 0.00 | 0.00 | 0.00 | 0.00 | 0.00 | 0.00 | 0.00 | 0.00 | 0.00 | 0.00 |
| 501 | OPERATING TRANSFER/EXP & ADJ | \$0.00 | (88,184.00) | (1,218,655.09) | (51,015.75) | (91,682.00) | (958,586.20) | (189,293.42) | (3,523,558.40) | (302,555.08) | (95,750.75) | (95,510.16) | (90,452.95) | (1,557,699.88) | (8,262,933.08) |
| 502 | Transfer for Clinic Cleaning Services | \$0.00 | 0.00 | 0.00 | 0.00 | 0.00 | 0.00 | 0.00 | 0.00 | 0.00 | 0.00 | 0.00 | 0.00 | 0.00 | 0.00 |
| 503 | Voided/NSF/Cancelled Check Fees | \$0.00 | 0.00 | 0.00 | 0.00 | 0.00 | 0.00 | 0.00 | 0.00 | 0.00 | 0.00 | 0.00 | 0.00 | 0.00 | 0.00 |
| Total Cash Transactions | | \$0.00 | \$13,137,031.56 | \$30,185,288.63 | \$15,212,254.78 | \$5,694,993.46 | \$6,552,525.65 | \$33,629,120.66 | \$45,979,213.75 | \$12,175,853.36 | \$7,284,554.04 | \$7,402,849.88 | \$13,318,179.90 | \$57,050,204.97 | \$12,086,654.18 |

Kentucky Employees' Health Plan – Status Report
 1st Quarter, 2021
 Attachment B – Summary
 Page B-20

| 2020 | Balance Forward | Plan Year 2020 | | | | | | | | | | | | Plan Year Transactions to Date |
|--------------------------|-----------------|-----------------|-----------------|-----------------|-----------------|-----------------|-----------------|-----------------|-----------------|------------------|-----------------|------------------|------------------|--------------------------------|
| | | January-20 | February-20 | March-20 | April-20 | May-20 | June-20 | July-20 | August-20 | September-20 | October-20 | November-20 | December-20 | |
| 101 | \$0.00 | 65,980,146.00 | 136,662,308.63 | 140,187,042.32 | 136,445,246.13 | 134,783,771.38 | 113,854,703.88 | 158,453,532.43 | 136,693,818.22 | 139,535,775.60 | 136,161,654.22 | 137,352,699.46 | 132,915,113.55 | \$1,569,005,808.82 |
| 102 | \$0.00 | 16,533.36 | 4,108,839.82 | 4,089,029.61 | 7,954,119.57 | 4,139,625.30 | 1,101.76 | 7,853,820.86 | 664,554.22 | 3,987,959.96 | 7,277,224.73 | 4,067,484.16 | 649,162.50 | \$44,809,455.85 |
| 110 | \$0.00 | 674,159.58 | 559,153.71 | 424,015.27 | 80,430.02 | (7,335.09) | 33,220.28 | 14,951.93 | 19,356.11 | 4,863.86 | 765.30 | 886.22 | (2,569.95) | \$1,801,907.24 |
| 120 | \$0.00 | 0.00 | 0.00 | 0.00 | 0.00 | 0.00 | 0.00 | 0.00 | 0.00 | 0.00 | 0.00 | 115.04 | 0.00 | \$115.04 |
| 121 | \$0.00 | 0.00 | 0.00 | 0.00 | 0.00 | 0.00 | 0.00 | 35,062,495.35 | 0.00 | 0.00 | 41,199,865.00 | 0.00 | 0.00 | \$76,256,360.35 |
| 130 | \$0.00 | 0.00 | 0.00 | 0.00 | 0.00 | 0.00 | 0.00 | 0.00 | 0.00 | 0.00 | 0.00 | 0.00 | 0.00 | \$0.00 |
| 201 | \$0.00 | 0.00 | 0.00 | 0.00 | 0.00 | 0.00 | 0.00 | 2,548.04 | (2,548.04) | 0.00 | 0.00 | 0.00 | 0.00 | \$0.00 |
| 202 | \$0.00 | 0.00 | 0.00 | 0.00 | 0.00 | 0.00 | 0.00 | 0.00 | 0.00 | 0.00 | 0.00 | 0.00 | 0.00 | \$0.00 |
| 203 | \$0.00 | 0.00 | 0.00 | 0.00 | 0.00 | 0.00 | 0.00 | 0.00 | 0.00 | 0.00 | 0.00 | 0.00 | 0.00 | \$0.00 |
| 204 | \$0.00 | 0.00 | 0.00 | 0.00 | 0.00 | 0.00 | 0.00 | 0.00 | 0.00 | 0.00 | 0.00 | 0.00 | 0.00 | \$0.00 |
| 210 | \$0.00 | (11,556,129.80) | (54,686,804.95) | (70,984,179.85) | (80,701,913.92) | (55,564,470.34) | (86,483,401.84) | (79,993,586.72) | (83,937,196.37) | (110,304,691.38) | (92,693,955.07) | (115,954,975.94) | (103,278,124.92) | (5946,139,484.10) |
| 213 | \$0.00 | (4,976,745.60) | (5,696,381.69) | (6,124,361.30) | (4,248,236.79) | (4,000,867.24) | (4,801,507.65) | (4,248,058.22) | (3,739,544.13) | (3,423,047.09) | (3,462,871.64) | (3,055,981.01) | (4,053,011.84) | (51,881,004.20) |
| 214 | \$0.00 | (3,317,704.04) | (3,096,669.73) | (2,783,958.96) | (1,578,503.89) | (1,958,658.89) | (2,530,668.87) | (4,306,659.54) | (3,494,129.58) | (2,840,224.46) | (2,785,416.16) | (2,570,771.87) | (3,392,657.48) | (394,655,804.47) |
| 215 | \$0.00 | (3,730,641.75) | (3,719,074.39) | (3,718,863.21) | (3,721,695.43) | (3,718,643.41) | (3,711,680.34) | (3,687,799.50) | (3,667,430.25) | (3,635,185.83) | (3,663,711.93) | (3,668,071.72) | (3,662,100.56) | (544,304,898.32) |
| 216 | \$0.00 | 0.00 | (483,882.00) | (431,006.80) | (434,047.60) | (488,468.40) | (342,417.60) | (397,717.60) | (448,078.40) | (353,928.40) | (463,247.20) | (694,939.00) | (490,035.80) | (55,027,768.80) |
| 217 | \$0.00 | (106,403.70) | (88,184.00) | (88,184.00) | (88,184.00) | (88,184.00) | (88,184.00) | (105,155.15) | (105,802.50) | (104,137.75) | (88,184.00) | (88,184.00) | (88,184.00) | (51,270,370.50) |
| 218 | \$0.00 | 0.00 | (14,342.70) | (9,832.50) | (4,251.25) | 0.00 | 0.00 | 0.00 | (88,184.00) | (88,184.00) | (133,363.20) | 0.00 | (27,091.24) | (793,656.00) |
| 219 | \$0.00 | 0.00 | 0.00 | 0.00 | 0.00 | 0.00 | 0.00 | 0.00 | 0.00 | 0.00 | 0.00 | 0.00 | 0.00 | (520,344.89) |
| 220 | \$0.00 | 0.00 | (335,981.65) | 0.00 | (1,052,668.71) | (828,773.73) | (769,288.33) | 0.00 | (415,175.49) | (523,561.97) | (469,341.31) | (381,620.72) | (340,536.37) | \$0.00 |
| 221 | \$0.00 | 0.00 | 0.00 | (675,394.13) | (233,210.88) | 0.00 | (191,694.97) | (106,994.00) | 0.00 | 0.00 | 0.00 | 0.00 | 0.00 | (55,116,848.28) |
| 222 | \$0.00 | 0.00 | 0.00 | 0.00 | 0.00 | 0.00 | 0.00 | 0.00 | 0.00 | 0.00 | 0.00 | 0.00 | 0.00 | (53,981,776.32) |
| 301 | \$0.00 | 0.00 | 0.00 | 0.00 | 0.00 | 0.00 | 0.00 | 0.00 | 0.00 | 0.00 | 0.00 | 0.00 | 0.00 | \$0.00 |
| 302 | \$0.00 | 0.00 | 0.00 | 0.00 | 0.00 | 0.00 | 0.00 | 0.00 | 0.00 | 0.00 | 0.00 | 0.00 | 0.00 | \$0.00 |
| 310 | \$0.00 | (29,309,207.42) | (39,530,363.20) | (44,257,985.78) | (44,252,728.32) | (41,620,143.97) | (45,224,894.82) | (43,676,053.36) | (43,267,972.12) | (47,596,755.01) | (45,693,738.12) | (47,965,253.10) | (46,562,930.09) | (520,978,025.31) |
| 311 | \$0.00 | (316,609.50) | (434,210.74) | (512,672.49) | (621,339.09) | (590,352.96) | (1,014,523.28) | (485,134.23) | (725,385.95) | (616,170.12) | (628,245.61) | (652,102.48) | (747,610.28) | (7,845,356.73) |
| 500 | \$0.00 | 0.00 | 0.00 | 0.00 | 0.00 | 0.00 | 0.00 | 0.00 | 0.00 | 0.00 | 0.00 | 0.00 | 0.00 | \$0.00 |
| 501 | \$0.00 | (3,343,983.28) | (88,184.00) | 0.00 | (2,061,136.98) | 0.00 | (177,515.57) | 87,650,841.39 | (1,622,193.63) | (84.00) | 1,916.00 | 4,393,795.17 | (2,066,859.17) | \$82,886,595.93 |
| 502 | \$0.00 | 0.00 | (1,747.07) | 0.00 | (1,277.60) | 0.00 | (3,832.80) | 0.00 | 0.00 | (2,555.20) | (1,277.60) | (1,277.60) | (1,277.60) | (514,523.07) |
| 503 | \$0.00 | 0.00 | 0.00 | 0.00 | 0.00 | 0.00 | 0.00 | 0.00 | 0.00 | (5.00) | 0.00 | 0.00 | (204.83) | (5206.83) |
| Total Cash Transactions: | | \$0.00 | \$10,013,413.85 | \$33,048,650.34 | \$14,708,376.28 | \$5,371,837.86 | \$29,952,474.60 | \$51,236,024.08 | \$4,246,651.66 | \$25,959,999.79 | \$34,445,722.46 | \$30,387,321.19 | \$55,138,408.07 | \$152,449,225.01 |

Kentucky Employees' Health Plan – Status Report
 1st Quarter, 2021
 Attachment B – Summary
 Page B-23

| 2020 | Combined 2016, 2017, 2018, 2019, 2020 Plan Years | | | | | | | | | | | | Plan Year Transactions to | | |
|--------------------------|--|----------------------|-----------------|-----------------|-----------------|-----------------|-----------------|--------------------|-----------------|------------------|-------------------|-----------------|---------------------------|-------------------|----------------------|
| | 2019 Balance Forward | January-20 | February-20 | March-20 | April-20 | May-20 | June-20 | July-20 | August-20 | September-20 | October-20 | November-20 | | December-20 | |
| 101 | PREMIUMS | \$16,094,359,017.03 | 133,808,554.38 | 136,941,103.19 | 140,186,713.58 | 136,445,490.71 | 134,783,744.99 | 113,854,703.88 | 158,433,532.43 | 136,693,816.22 | 139,535,775.60 | 136,161,654.22 | 137,352,699.46 | 132,915,113.55 | \$17,671,919,214.24 |
| 102 | HRA WAIVER CONTRIBUTION | \$473,625,960.37 | 3,487,450.24 | 4,108,839.82 | 4,097,802.91 | 7,954,119.57 | 4,139,625.30 | 1,101.76 | 7,853,820.86 | 664,554.22 | 3,987,959.96 | 7,277,224.73 | 4,067,484.16 | 649,162.50 | \$521,915,106.40 |
| 110 | INTEREST INCOME | \$36,592,139.97 | 674,159.58 | 559,153.71 | 424,015.27 | 80,430.02 | (7,335.08) | 33,220.28 | 14,951.93 | 19,356.11 | 4,863.86 | 765.30 | 886.22 | (2,569.95) | \$38,394,047.21 |
| 120 | DRUG REBATES- ESCRIPTS | \$181,706,379.55 | 0.00 | 0.00 | 0.00 | 0.00 | 0.00 | 0.00 | 0.00 | 0.00 | 0.00 | 0.00 | 115.04 | 0.00 | \$181,706,494.59 |
| 121 | DRUG REBATES- CVS | \$418,482,756.10 | 34,703,623.91 | 0.00 | 0.00 | 44,045,414.88 | 0.00 | 0.00 | 37,072,909.18 | 0.00 | 0.00 | 41,258,535.35 | 0.00 | 0.00 | \$575,565,239.42 |
| 130 | TRANSFERS FROM OTHER PLAN YEAR(S) | \$133,510,624.46 | 0.00 | 0.00 | 0.00 | 0.00 | 0.00 | 0.00 | 2,548.04 | 105,656.32 | 0.00 | 0.00 | 140,593.83 | 0.00 | \$133,510,624.46 |
| 201 | MEDICAL CLAIMS-HUMANANA | (\$5,701,124,698.33) | 0.00 | 153,018.13 | 0.00 | 0.00 | 0.00 | 0.00 | 0.00 | 0.00 | 0.00 | 0.00 | 0.00 | 0.00 | (\$5,700,722,912.01) |
| 202 | HUMANANA ADMIN FEES | (\$438,223,583.02) | 0.00 | 0.00 | (3,780,115.00) | 0.00 | 0.00 | 0.00 | 0.00 | 0.00 | 0.00 | 0.00 | 0.00 | 0.00 | (\$442,003,698.02) |
| 203 | HRA EMBEDDED CLAIMS-HUMANANA | (\$100,981,865.31) | 0.00 | 0.00 | 0.00 | 0.00 | 0.00 | 0.00 | 0.00 | 0.00 | 0.00 | 0.00 | 0.00 | 0.00 | (\$100,981,865.31) |
| 204 | HRA WAIVER CLAIMS-HUMANANA | (\$213,364,798.53) | 0.00 | 0.00 | 0.00 | 0.00 | 0.00 | 0.00 | 0.00 | 0.00 | 0.00 | 0.00 | 0.00 | 0.00 | (\$213,364,798.53) |
| 210 | MEDICAL CLAIMS-ANTHEM | (\$4,961,256,280.42) | (85,524,600.20) | (78,395,409.64) | (77,863,856.03) | (86,518,127.39) | (59,869,792.35) | (92,055,354.81) | (80,763,248.58) | (82,990,762.31) | (110,338,892.66) | (93,174,381.60) | (115,487,198.79) | (102,823,253.41) | (\$6,027,261,157.39) |
| 213 | HRA EMBEDDED CLAIMS- WIV | (\$235,864,223.40) | (6,184,034.30) | (6,072,634.25) | (7,935,704.65) | (4,496,364.88) | (4,075,995.41) | (4,802,317.25) | (4,249,628.78) | (3,744,491.53) | (3,423,661.83) | (3,466,697.44) | (3,054,480.99) | (4,053,405.46) | (\$291,411,639.87) |
| 214 | HRA WAIVER CLAIMS- WIV | (\$195,567,458.42) | (4,260,864.64) | (3,333,280.22) | (2,968,131.87) | (1,735,241.85) | (2,012,997.36) | (2,531,560.87) | (4,339,226.56) | (3,496,338.53) | (2,840,427.46) | (2,786,115.06) | (2,570,771.87) | (3,392,491.46) | (\$231,854,906.19) |
| 215 | ANTHEM ADMIN | (\$233,974,605.09) | (3,735,097.43) | (3,719,131.25) | (3,718,863.21) | (3,721,695.43) | (3,718,643.41) | (3,711,680.34) | (3,687,799.50) | (3,657,430.25) | (3,635,186.83) | (3,663,711.93) | (3,668,071.72) | (3,662,100.56) | (\$278,282,015.95) |
| 216 | WAGE WORKS ADMIN | (\$22,607,570.84) | (460,072.80) | (441,506.80) | (435,699.60) | (438,662.00) | (493,012.80) | (342,417.60) | (397,717.60) | (448,078.40) | (353,928.40) | (463,247.20) | (694,939.00) | (490,055.80) | (\$28,067,468.94) |
| 217 | MDX MEDICAL ADMIN- COMPASS | (\$4,673,624.48) | (106,403.70) | (105,225.70) | (105,271.90) | (107,773.40) | (105,244.05) | (105,155.15) | (105,802.50) | (106,242.00) | (104,137.75) | (105,173.35) | (106,464.10) | (107,477.30) | (\$5,943,995.38) |
| 218 | Rethink - BH Services | \$0.00 | 0.00 | (88,184.00) | (88,184.00) | (88,184.00) | (88,184.00) | 0.00 | 0.00 | (88,184.00) | (88,184.00) | (88,184.00) | (88,184.00) | (88,184.00) | (\$793,656.00) |
| 219 | Dependent Eligibility Audit | \$0.00 | 0.00 | (18,304.20) | (9,832.50) | (4,251.25) | 0.00 | (9,162.75) | 0.00 | (3,301.25) | 0.00 | (133,363.20) | 0.00 | (27,091.24) | (\$205,306.39) |
| 220 | Printing & Postage | \$0.00 | 0.00 | 0.00 | 0.00 | 0.00 | 0.00 | 0.00 | 0.00 | 0.00 | 0.00 | 0.00 | 0.00 | 0.00 | \$0.00 |
| 221 | Staywell Admin | \$0.00 | 0.00 | (335,981.65) | 0.00 | (1,052,668.71) | (828,773.73) | (769,288.33) | 0.00 | (415,175.49) | (523,561.97) | (469,241.31) | (381,620.72) | (340,536.37) | (\$5,116,848.28) |
| 222 | Staywell Claims | \$0.00 | 0.00 | 0.00 | (675,394.13) | (233,210.88) | 0.00 | (191,494.97) | (106,994.00) | 0.00 | 0.00 | 0.00 | (842,669.70) | (1,882,012.64) | (\$5,931,776.32) |
| 301 | PHARMACY CLAIMS- ESI | (\$1,687,614,318.99) | 0.00 | 0.00 | 0.00 | 0.00 | 0.00 | 0.00 | 0.00 | 0.00 | 0.00 | 0.00 | 0.00 | 0.00 | (\$1,687,614,318.99) |
| 302 | EXPRESS SCRIPTS ADMIN FEES | (\$51,308,710.59) | 0.00 | 0.00 | 0.00 | 0.00 | 0.00 | 0.00 | 0.00 | 0.00 | 0.00 | 0.00 | 0.00 | 0.00 | (\$51,308,710.59) |
| 310 | PHARMACY CLAIMS- CVS | (\$2,002,765,743.09) | (39,073,828.38) | (39,577,483.22) | (44,286,661.77) | (44,261,410.65) | (41,629,882.17) | (45,239,069.98) | (43,572,781.63) | (43,418,109.91) | (47,596,697.43) | (45,691,159.39) | (47,983,470.35) | (48,568,061.44) | (\$3,533,664,398.41) |
| 311 | CVS ADMIN | (\$40,271,341.58) | (858,609.48) | (873,517.58) | (812,672.48) | (622,339.09) | (590,352.96) | (1,014,523.28) | 855,082.55 | (725,385.95) | (616,170.12) | (628,245.61) | (852,102.48) | (747,610.28) | (\$47,757,798.35) |
| 500 | TRANSFERS TO OTHER PLAN YEAR(S) | (\$110,211,028.06) | 0.00 | 0.00 | 0.00 | 0.00 | 0.00 | 0.00 | 0.00 | 0.00 | 0.00 | 0.00 | 0.00 | 0.00 | (\$110,211,028.06) |
| 501 | OPERATING TRANSFER/EOP & ADJ | (\$819,487,308.16) | (3,343,983.28) | 0.00 | 0.00 | (2,061,136.98) | 0.00 | (176,160,442.57) | 0.00 | (1,622,193.63) | (84.00) | 1,916.00 | 4,393,795.17 | (2,066,859.17) | (\$1,000,346,296.62) |
| 502 | Transfer for Clinic Cleaning Services | \$0.00 | 0.00 | (3,494.15) | 0.00 | (1,277.60) | 0.00 | (3,832.80) | 0.00 | (2,555.20) | (2,555.20) | (2,555.20) | (1,277.60) | (1,277.60) | (\$16,270.15) |
| 503 | Voided/MSF/Cancelled Check Fees | \$0.00 | 0.00 | 0.00 | 0.00 | 0.00 | 0.00 | 0.00 | 0.00 | 0.00 | 0.00 | 0.00 | 0.00 | (204.83) | (\$209.83) |
| Total Cash Transactions: | | \$458,981,719.46 | \$29,125,893.90 | \$8,397,962.19 | \$2,088,144.61 | \$43,165,111.07 | \$25,505,156.76 | (\$312,855,779.81) | \$66,925,144.87 | (\$3,349,334.38) | (\$25,994,892.23) | \$34,026,020.31 | (\$29,775,667.44) | (\$34,688,894.48) | \$361,700,384.83 |

Kentucky Employees' Health Plan – Status Report
 1st Quarter, 2021
 Attachment B – Summary
 Page B-24

| | | Combined 2016, 2017, 2018, 2019 Plan Years | | | | | | | | | | | | Plan Year | |
|-------------------------|---------------------------------------|--|------------------|-----------------|-----------------|-----------------|-----------------|--------------------|------------------|-------------------|-----------------|------------------|-------------------|-------------------|----------------------|
| | | 2018 Balance Forward | January-19 | February-19 | March-19 | April-19 | May-19 | June-19 | July-19 | August-19 | September-19 | October-19 | November-19 | December-19 | Transactions to Date |
| 2019 | | | | | | | | | | | | | | | |
| 101 | PREMIUMS | \$14,391,827,497.61 | 137,483,742.19 | 137,315,890.48 | 137,106,453.81 | 137,653,947.14 | 136,669,038.40 | 103,097,010.10 | 173,716,439.48 | 132,068,605.08 | 133,573,041.06 | 135,850,302.90 | 134,827,553.80 | 143,169,494.98 | 16,094,359,017.03 |
| 102 | HRA WAIVER CONTRIBUTION | \$429,194,507.30 | 3,959,413.04 | 3,965,180.74 | 4,020,824.09 | 4,037,312.90 | 4,034,554.06 | 345,883.36 | 7,604,987.42 | 3,857,520.86 | 3,814,737.50 | 4,096,287.50 | 4,099,301.60 | 655,550.00 | 473,625,960.37 |
| 110 | INTEREST INCOME | \$23,965,825.23 | 1,269,944.54 | 1,196,103.71 | 1,151,169.53 | 1,393,425.01 | 1,387,287.36 | 1,058,463.85 | 944,172.78 | 1,144,515.76 | 851,828.49 | 817,970.18 | 696,539.10 | 715,914.43 | 36,592,739.97 |
| 120 | DRUG REBATES- ESCRIPTS | \$181,706,379.55 | 0.00 | 0.00 | 0.00 | 0.00 | 0.00 | 0.00 | 0.00 | 0.00 | 0.00 | 0.00 | 0.00 | 0.00 | 181,706,379.55 |
| 121 | DRUG REBATES- CVS | \$283,219,635.49 | 30,745,658.30 | 0.00 | 0.00 | 36,315,535.94 | 0.00 | 0.00 | 34,064,613.34 | 0.00 | 0.00 | 34,137,313.03 | 0.00 | 0.00 | 418,482,756.10 |
| 130 | TRANSFERS FROM OTHER PLAN YEAR(S) | \$133,510,624.46 | 0.00 | 0.00 | 0.00 | 0.00 | 0.00 | 0.00 | 0.00 | 0.00 | 0.00 | 0.00 | 0.00 | 0.00 | 133,510,624.46 |
| 201 | MEDICAL CLAIMS HUMANA | \$5,701,455,908.38 | (1,171,543.28) | (2,852,371.71) | (1,293,286.73) | (1,581,143.96) | (1,859,573.73) | (1,466,107.18) | (1,309,666.71) | (1,440,713.50) | (1,025,799.00) | (978,815.99) | (1,773,035.35) | (2,173,385.44) | (438,223,688.02) |
| 202 | HUMANA ADMIN FEES | \$5,701,455,908.38 | (1,171,543.28) | (2,852,371.71) | (1,293,286.73) | (1,581,143.96) | (1,859,573.73) | (1,466,107.18) | (1,309,666.71) | (1,440,713.50) | (1,025,799.00) | (978,815.99) | (1,773,035.35) | (2,173,385.44) | (438,223,688.02) |
| 203 | HRA EMBEDDED CLAIMS-HUMANA | \$100,981,865.31 | 0.00 | 0.00 | 0.00 | 0.00 | 0.00 | 0.00 | 0.00 | 0.00 | 0.00 | 0.00 | 0.00 | 0.00 | (100,981,865.31) |
| 204 | HRA WAIVER CLAIMS HUMANA | \$213,364,798.53 | 0.00 | 0.00 | 0.00 | 0.00 | 0.00 | 0.00 | 0.00 | 0.00 | 0.00 | 0.00 | 0.00 | 0.00 | (213,364,798.53) |
| 210 | MEDICAL CLAIMS- ANTHEM | \$3,822,949,445.44 | (100,154,658.78) | (73,101,101.65) | (81,304,005.22) | (95,189,200.48) | (79,949,787.98) | (83,425,255.09) | (110,491,473.44) | (93,074,921.32) | (86,316,838.09) | (117,090,322.45) | (97,489,909.26) | (120,579,361.22) | (4,961,256,280.42) |
| 213 | HRA EMBEDDED CLAIMS- WIV | \$157,501,440.49 | (4,332,386.64) | (3,261,914.24) | (3,238,364.50) | (3,067,090.70) | (2,286,358.76) | (2,443,633.74) | (4,715,279.81) | (3,808,047.06) | (2,990,066.43) | (3,430,993.36) | (2,937,467.99) | (3,545,826.74) | (235,864,223.10) |
| 214 | HRA WAIVER CLAIMS- WIV | \$186,485,978.85 | (3,997,034.40) | (3,974,382.36) | (3,979,298.29) | (3,989,858.82) | (3,991,674.02) | (3,960,064.19) | (3,944,514.00) | (3,905,806.44) | (3,887,709.63) | (3,955,911.16) | (3,947,033.55) | (3,950,349.38) | (195,567,468.42) |
| 215 | ANTHEM ADMIN | \$17,510,958.99 | (376,575.20) | (428,890.00) | (429,018.80) | (432,597.20) | (387,870.00) | (570,886.70) | (343,338.80) | (392,518.40) | (391,957.20) | (397,275.20) | (362,087.60) | (583,196.75) | (23,872,608.09) |
| 216 | MDX MEDICAL ADMIN- COMPASS | \$3,728,444.53 | (79,543.75) | (79,206.60) | (79,359.50) | (79,244.55) | (79,084.50) | (78,871.65) | (78,488.85) | (77,887.70) | (77,380.05) | (78,653.30) | (78,700.60) | (78,758.90) | (4,673,624.48) |
| 218 | Rethink - BH Services | \$0.00 | 0.00 | 0.00 | 0.00 | 0.00 | 0.00 | 0.00 | 0.00 | 0.00 | 0.00 | 0.00 | 0.00 | 0.00 | 0.00 |
| 219 | Dependent Eligibility Audit | \$0.00 | 0.00 | 0.00 | 0.00 | 0.00 | 0.00 | 0.00 | 0.00 | 0.00 | 0.00 | 0.00 | 0.00 | 0.00 | 0.00 |
| 220 | Printing & Postage | \$0.00 | 0.00 | 0.00 | 0.00 | 0.00 | 0.00 | 0.00 | 0.00 | 0.00 | 0.00 | 0.00 | 0.00 | 0.00 | 0.00 |
| 221 | Staywell Admin | \$0.00 | 0.00 | 0.00 | 0.00 | 0.00 | 0.00 | 0.00 | 0.00 | 0.00 | 0.00 | 0.00 | 0.00 | 0.00 | 0.00 |
| 222 | Staywell Claims | \$0.00 | 0.00 | 0.00 | 0.00 | 0.00 | 0.00 | 0.00 | 0.00 | 0.00 | 0.00 | 0.00 | 0.00 | 0.00 | 0.00 |
| 301 | PHARMACY CLAIMS - ESI | \$1,687,614,318.99 | 0.00 | 0.00 | 0.00 | 0.00 | 0.00 | 0.00 | 0.00 | 0.00 | 0.00 | 0.00 | 0.00 | 0.00 | (1,687,614,318.99) |
| 302 | EXPRESS SCRIPTS ADMIN FEES | \$51,306,710.59 | 0.00 | 0.00 | 0.00 | 0.00 | 0.00 | 0.00 | 0.00 | 0.00 | 0.00 | 0.00 | 0.00 | 0.00 | (51,306,710.59) |
| 310 | PHARMACY CLAIMS- CVS | \$1,512,921,032.47 | (37,859,725.54) | (38,724,297.33) | (37,067,941.28) | (40,954,519.04) | (40,516,629.11) | (39,167,999.01) | (40,515,286.91) | (42,689,624.24) | (32,207,123.66) | (51,380,233.13) | (43,368,882.28) | (45,396,049.09) | (2,002,765,743.09) |
| 311 | CVS ADMIN | \$32,025,474.36 | (1,306,991.69) | (643,526.59) | (648,297.90) | (677,461.86) | (428,422.35) | 381,690.65 | (771,928.14) | (841,036.05) | (432,818.54) | (937,065.56) | (854,408.11) | (736,199.17) | (40,271,341.58) |
| 500 | TRANSFERS TO OTHER PLAN YEAR(S) | \$110,211,028.06 | 0.00 | 0.00 | 0.00 | 0.00 | 0.00 | 0.00 | 0.00 | 0.00 | 0.00 | 0.00 | 0.00 | 0.00 | (110,211,028.06) |
| 501 | OPERATING TRANSFER/EXP & ADI | \$675,430,054.67 | (65,801.58) | (1,218,655.09) | (51,020.75) | (173,473.23) | (955,586.20) | (135,924,699.42) | (3,523,558.40) | (302,555.09) | (95,750.75) | (95,510.16) | (90,622.95) | (1,557,689.88) | (819,487,308.16) |
| 502 | Transfer for Clinic Cleaning Services | \$0.00 | 0.00 | 0.00 | 0.00 | 0.00 | 0.00 | 0.00 | 0.00 | 0.00 | 0.00 | 0.00 | 0.00 | 0.00 | 0.00 |
| 503 | Voided/MSF/Cancelled Check Fees | \$0.00 | 0.00 | 0.00 | 0.00 | 0.00 | 0.00 | 0.00 | 0.00 | 0.00 | 0.00 | 0.00 | 0.00 | 0.00 | 0.00 |
| Total Cash Transactions | | \$570,580,092.33 | \$18,012,713.40 | \$12,516,531.87 | \$7,582,882.59 | \$26,730,958.39 | \$6,856,201.05 | (\$167,128,655.35) | \$46,204,598.06 | (\$13,085,483.83) | \$7,979,670.90 | (\$6,301,555.72) | (\$13,716,459.41) | (\$37,299,764.92) | \$488,981,719.46 |

Kentucky Employees' Health Plan – Status Report
 1st Quarter, 2021
 Attachment B – Summary
 Page B-25

| | | Combined 2016, 2017, 2018 Plan Years | | | | | | | | | | | | |
|-------------------------|----------------------|--------------------------------------|---------------------|-----------------|-----------------|-----------------|------------------|-----------------|------------------|----------------|-----------------|----------------|----------------|--------------------------------|
| 2018 | 2017 Balance Forward | January-18 | February-18 | March-18 | April-18 | May-18 | June-18 | July-18 | August-18 | September-18 | October-18 | November-18 | December-18 | Plan Year Transactions to Date |
| | | 101 | \$12,746,005,145.78 | 141,318,538.96 | 134,638,766.48 | 139,017,763.14 | 138,872,347.05 | 137,015,292.60 | 105,778,726.46 | 169,023,229.14 | 137,461,749.22 | 133,853,386.43 | 134,613,711.68 | 137,671,061.76 |
| 102 | \$82,619,911.69 | 3,960,681.36 | 3,987,484.52 | 4,045,266.95 | 4,041,237.16 | 4,039,353.86 | 367,889.96 | 7,557,677.76 | 3,845,509.64 | 3,387,037.50 | 3,727,970.62 | 637,254.22 | 6,977,232.06 | 429,194,507.30 |
| 110 | \$11,720,926.51 | 822,159.88 | 892,083.97 | 1,047,683.13 | 1,201,486.79 | 1,288,894.35 | 0.00 | 1,977,354.88 | 1,118,882.97 | 770,394.35 | 1,052,869.30 | 1,110,577.56 | 960,571.54 | 23,965,625.23 |
| 120 | \$181,656,181.48 | 0.00 | 0.00 | 26,881.46 | 0.00 | 43,316.61 | 0.00 | 0.00 | 0.00 | 0.00 | 0.00 | 0.00 | 0.00 | 181,706,379.55 |
| 121 | \$171,486,317.23 | 24,803,134.51 | 0.00 | 0.00 | 27,918,083.61 | 0.00 | 13,478.00 | 0.00 | 0.00 | 0.00 | 30,307,152.24 | 0.00 | 0.00 | 283,219,635.49 |
| 130 | \$133,497,146.46 | 0.00 | 0.00 | 0.00 | 0.00 | 0.00 | 0.00 | 0.00 | 0.00 | 0.00 | 0.00 | 0.00 | 0.00 | 133,510,624.46 |
| 201 | \$171,486,317.23 | 330,334.90 | 0.00 | 0.00 | 0.00 | 81,077.72 | 0.00 | 0.00 | 0.00 | 0.00 | 123,413.29 | 0.00 | 0.00 | 171,486,317.23 |
| 202 | \$403,427,246.36 | 826,227.96 | 0.00 | 0.00 | 0.00 | 0.00 | 0.00 | 0.00 | 0.00 | 0.00 | 0.00 | 0.00 | 0.00 | 403,427,246.36 |
| 203 | \$100,981,865.31 | 0.00 | 0.00 | 0.00 | 0.00 | 0.00 | 0.00 | 0.00 | 0.00 | 0.00 | 0.00 | 0.00 | 0.00 | 100,981,865.31 |
| 204 | \$213,364,798.53 | 0.00 | 0.00 | 0.00 | 0.00 | 0.00 | 0.00 | 0.00 | 0.00 | 0.00 | 0.00 | 0.00 | 0.00 | 213,364,798.53 |
| 210 | \$172,376,206.64 | 98,296,032.41 | 68,831,907.32 | 69,256,281.23 | 76,150,334.31 | 96,311,547.79 | 75,310,906.28 | 81,412,716.52 | 103,672,451.73 | 88,565,132.24 | 106,131,203.15 | 86,483,686.70 | 100,149,039.12 | 1,822,949,445.44 |
| 213 | \$128,912,151.01 | 5,417,256.78 | 5,465,282.96 | 6,058,991.89 | 5,274,292.24 | 4,787,405.60 | 6,546,044.62 | 2,402,528.11 | 3,489,489.24 | 2,681,617.48 | 3,304,464.76 | 2,948,755.54 | 2,854,936.96 | 180,054,177.21 |
| 214 | \$148,445,923.31 | 4,548,625.37 | 3,399,760.54 | 3,566,766.60 | 3,027,231.03 | 2,606,473.17 | 2,488,642.99 | 5,246,108.83 | 3,767,316.68 | 2,489,516.97 | 12,926,382.31 | 2,473,516.02 | 2,513,176.67 | 157,501,440.49 |
| 215 | \$139,732,936.68 | 3,946,308.18 | 3,391,418.42 | 3,519,277.57 | 3,350,333.18 | 3,925,017.64 | 3,894,421.03 | 3,890,815.21 | 3,851,098.53 | 3,814,672.23 | 3,876,141.20 | 3,873,307.62 | 3,879,651.36 | 186,485,978.85 |
| 216 | \$12,899,882.66 | 507,185.93 | 388,508.00 | 400,843.20 | 403,693.60 | 354,847.60 | 396,223.20 | 317,168.00 | 359,644.00 | 360,520.40 | 403,410.80 | 332,985.20 | 376,046.40 | 17,510,958.99 |
| 217 | \$2,728,978.48 | 76,871.20 | 77,557.55 | 77,207.22 | 77,153.69 | 153,995.21 | 76,697.68 | 80,096.78 | 75,708.38 | 75,291.80 | 76,302.51 | 0.00 | 152,614.03 | 3,728,444.53 |
| 218 | \$0.00 | 0.00 | 0.00 | 0.00 | 0.00 | 0.00 | 0.00 | 0.00 | 0.00 | 0.00 | 0.00 | 0.00 | 0.00 | 0.00 |
| 219 | \$0.00 | 0.00 | 0.00 | 0.00 | 0.00 | 0.00 | 0.00 | 0.00 | 0.00 | 0.00 | 0.00 | 0.00 | 0.00 | 0.00 |
| 220 | \$0.00 | 0.00 | 0.00 | 0.00 | 0.00 | 0.00 | 0.00 | 0.00 | 0.00 | 0.00 | 0.00 | 0.00 | 0.00 | 0.00 |
| 221 | \$0.00 | 0.00 | 0.00 | 0.00 | 0.00 | 0.00 | 0.00 | 0.00 | 0.00 | 0.00 | 0.00 | 0.00 | 0.00 | 0.00 |
| 222 | \$0.00 | 0.00 | 0.00 | 0.00 | 0.00 | 0.00 | 0.00 | 0.00 | 0.00 | 0.00 | 0.00 | 0.00 | 0.00 | 0.00 |
| 301 | \$1,687,614,318.99 | 1,494.48 | 0.00 | 0.00 | 0.00 | 0.00 | 0.00 | 0.00 | 0.00 | 0.00 | 0.00 | 0.00 | 0.00 | 1,687,614,318.99 |
| 302 | \$51,310,145.07 | 32,123,337.63 | 32,418,820.20 | 30,606,965.96 | 15,770,588.79 | 53,533,987.07 | 37,334,178.03 | 36,117,452.76 | 36,665,888.66 | 37,078,729.84 | 40,318,392.87 | 40,790,474.27 | 40,685,359.29 | 1,512,921,032.47 |
| 310 | \$23,063,881.61 | 767,662.91 | 851,049.16 | 646,351.35 | 638,298.12 | 1,005,571.55 | 639,114.08 | 1,068,488.99 | 203,186.90 | 738,191.85 | 1,218,174.54 | 461,785.70 | 533,718.20 | 32,025,474.36 |
| 500 | \$110,197,550.06 | 0.00 | 0.00 | 0.00 | 0.00 | 0.00 | 0.00 | 0.00 | 0.00 | 0.00 | 0.00 | 0.00 | 0.00 | 110,211,028.06 |
| 501 | \$333,686,860.27 | 2,464,200.00 | 1,37,100.00 | 217,622.00 | 1,295,893.71 | 618,029.19 | 312,540,092.46 | 4,007,193.00 | 1,606.04 | 219,398.00 | 598.00 | 152,673.00 | 68,787.00 | 675,030,054.67 |
| 502 | \$0.00 | 0.00 | 0.00 | 0.00 | 0.00 | 0.00 | 0.00 | 0.00 | 0.00 | 0.00 | 0.00 | 0.00 | 0.00 | 0.00 |
| 503 | \$0.00 | 0.00 | 0.00 | 0.00 | 0.00 | 0.00 | 0.00 | 0.00 | 0.00 | 0.00 | 0.00 | 0.00 | 0.00 | 0.00 |
| Total Cash Transactions | | \$728,507,215.77 | \$22,261,375.72 | \$31,924,727.66 | \$39,384,745.07 | \$62,658,894.06 | \$394,419,685.90 | \$67,945,765.32 | \$114,421,934.60 | \$1,045,439.32 | \$10,795,046.33 | \$790,606.29 | \$7,566,163.03 | \$570,580,092.33 |

Kentucky Employees' Health Plan – Status Report
 1st Quarter, 2021
 Attachment B – Summary
 Page B-26

| 2017 | Combined 2016, 2017 Plan Years | | | | | | | | | | | | Plan Year Transactions to Date | |
|---|--------------------------------|-----------------|-----------------|-----------------|-----------------|-----------------|--------------------|-----------------|-------------------|-----------------|-----------------|-----------------|--------------------------------|--------------------|
| | 2016 Balance Forward | January-17 | February-17 | March-17 | April-17 | May-17 | June-17 | July-17 | August-17 | September-17 | October-17 | November-17 | | December-17 |
| 101 PREMIUMS | \$11,121,993,271.75 | 133,073,655.10 | 136,433,696.37 | 139,650,747.92 | 130,779,672.36 | 143,280,667.70 | 105,522,954.87 | 164,946,247.05 | 131,168,229.55 | 134,268,063.77 | 134,220,236.62 | 134,611,469.46 | 135,996,232.86 | 12,746,005,145.78 |
| 102 HRA WAIVER CONTRIBUTION | \$395,341,285.60 | 3,878,952.14 | 3,901,247.63 | 3,921,256.38 | 706,300.00 | 7,257,285.08 | 370,650.00 | 4,307,673.88 | 7,026,047.48 | 3,769,167.44 | 3,996,166.52 | 705,562.50 | 7,495,316.64 | 382,619,911.69 |
| 110 INTEREST INCOME | \$4,516,542.24 | 412,665.91 | 467,883.90 | 546,699.59 | 648,006.95 | 617,749.00 | 645,818.91 | 536,496.08 | 654,751.74 | 607,264.90 | 689,894.40 | 654,488.60 | 722,664.29 | 11,720,926.51 |
| 120 DRUG REBATES- ESCRIPTS | \$181,567,782.77 | 0.00 | 0.00 | 0.00 | 0.00 | 0.00 | 31,288.67 | 0.00 | 0.00 | 28,880.21 | 0.00 | 0.00 | 8,229.83 | 181,656,181.48 |
| 121 DRUG REBATES- CVS | \$77,005,881.94 | 15,785,238.21 | 0.00 | 0.00 | 0.00 | 25,969,072.04 | 0.00 | 31,706,971.97 | 0.00 | 0.00 | 20,968,863.07 | 0.00 | 0.00 | 171,436,317.23 |
| 130 TRANSFERS FROM OTHER PLAN YEAR(S) | \$133,497,146.46 | 0.00 | 0.00 | 0.00 | 0.00 | 0.00 | 0.00 | 0.00 | 0.00 | 0.00 | 0.00 | 0.00 | 0.00 | 133,497,146.46 |
| 201 MEDICAL CLAIMS HUMANA | \$5,703,823,197.68 | 259,699.39 | 0.00 | (1,237.13) | 0.00 | 50,972.74 | (7,003.91) | 78.78 | 657,925.50 | (3,546.39) | 68,930.65 | 1,110.54 | 605,856.25 | (5,702,189,411.26) |
| 202 HUMANA ADMIN FEES | \$388,466,739.66 | (702,786.77) | (2,034,173.91) | (1,254,513.18) | (3,779,635.99) | 0.00 | (1,034,725.52) | (9,204,251.40) | (1,708,648.01) | (766,572.64) | (721,011.76) | (1,130,149.60) | (908,048.52) | (403,427,246.36) |
| 203 HRA EMBEDDED CLAIMS HUMANA | \$100,967,919.46 | 2,613.19 | 0.00 | 299.28 | 0.00 | 0.00 | 3,141.67 | 0.00 | 650.41 | 0.00 | (630.41) | 0.00 | 0.00 | (100,961,865.31) |
| 204 HRA WAIVER CLAIMS HUMANA | \$213,375,087.17 | 5,217.61 | 0.00 | 1,697.09 | 0.00 | 0.00 | 3,373.94 | 0.00 | 1,483.28 | 0.00 | (1,483.28) | 0.00 | 0.00 | (213,364,798.53) |
| 210 MEDICAL CLAIMS- ANTHEM | \$1,779,605,042.36 | (80,068,444.00) | (82,366,759.16) | (71,413,013.64) | (67,004,707.74) | (90,405,356.66) | (75,782,072.93) | (77,254,514.14) | (103,433,460.99) | (73,144,623.12) | (98,992,754.26) | (77,650,464.49) | (94,654,797.15) | (2,772,376,206.64) |
| 213 HRA EMBEDDED CLAIMS- WW | \$81,800,631.70 | (4,572,362.90) | (4,739,596.25) | (5,721,567.18) | (4,576,694.50) | (4,634,356.68) | (4,280,742.27) | (3,768,862.22) | (3,471,334.31) | (2,643,903.22) | (3,023,896.10) | (2,760,831.85) | (2,916,861.83) | (128,912,151.01) |
| 214 HRA WAIVER CLAIMS- WW | \$78,045,774.15 | (4,402,306.92) | (3,451,825.38) | (3,708,864.49) | (2,949,200.47) | (2,677,038.94) | (2,703,120.69) | (4,796,963.06) | (3,690,205.25) | (2,687,168.65) | (3,152,817.01) | (2,633,165.27) | (3,345,795.03) | (118,445,923.31) |
| 215 ANTHEM ADMIN | \$83,594,056.60 | (3,891,981.16) | (3,890,944.27) | (3,859,788.25) | (3,846,956.12) | (3,851,038.00) | (3,873,626.03) | (3,816,613.61) | (3,834,298.41) | (3,768,661.41) | (3,824,237.37) | (3,855,844.97) | (3,824,850.48) | (139,732,936.68) |
| 216 WAGE WORKS ADMIN | \$8,498,628.26 | (359,869.80) | (441,307.40) | (398,030.60) | (400,886.60) | (312,121.00) | (349,386.20) | 0.00 | (385,486.60) | (44,189.00) | (731,827.00) | (261,847.00) | (367,841.00) | (12,899,862.66) |
| 217 MDX MEDICAL ADMIN- COMPASS | \$1,881,712.53 | (77,830.50) | (77,581.40) | (77,540.59) | (77,412.86) | (77,303.15) | (77,067.30) | 0.00 | (152,990.33) | 0.00 | (75,754.49) | (76,860.07) | (76,925.26) | (2,728,978.48) |
| 218 Rethink - BH Services | \$0.00 | 0.00 | 0.00 | 0.00 | 0.00 | 0.00 | 0.00 | 0.00 | 0.00 | 0.00 | 0.00 | 0.00 | 0.00 | 0.00 |
| 219 Dependent Eligibility Audit | \$0.00 | 0.00 | 0.00 | 0.00 | 0.00 | 0.00 | 0.00 | 0.00 | 0.00 | 0.00 | 0.00 | 0.00 | 0.00 | 0.00 |
| 220 Printing & Postage | \$0.00 | 0.00 | 0.00 | 0.00 | 0.00 | 0.00 | 0.00 | 0.00 | 0.00 | 0.00 | 0.00 | 0.00 | 0.00 | 0.00 |
| 221 Staywell Admin | \$0.00 | 0.00 | 0.00 | 0.00 | 0.00 | 0.00 | 0.00 | 0.00 | 0.00 | 0.00 | 0.00 | 0.00 | 0.00 | 0.00 |
| 222 Staywell Claims | \$0.00 | 0.00 | 0.00 | 0.00 | 0.00 | 0.00 | 0.00 | 0.00 | 0.00 | 0.00 | 0.00 | 0.00 | 0.00 | 0.00 |
| 301 PHARMACY CLAIMS - ESI | \$1,687,614,318.99 | 0.00 | 0.00 | 0.00 | 0.00 | 0.00 | 0.00 | 0.00 | 0.00 | 0.00 | 0.00 | 0.00 | 0.00 | (1,687,614,318.99) |
| 302 EXPRESS SCRIPTS ADMIN FEES | \$51,311,511.23 | 0.00 | 0.00 | 1,014.99 | 0.00 | 351.17 | 0.00 | 0.00 | 0.00 | 0.00 | 0.00 | 0.00 | 0.00 | (51,310,145.07) |
| 310 PHARMACY CLAIMS- CVS | \$676,963,382.07 | (30,318,066.27) | (31,755,701.22) | (29,510,648.10) | (31,652,176.61) | (33,665,125.74) | (34,765,577.83) | (32,038,087.70) | (35,535,363.47) | (34,308,382.45) | (34,151,712.29) | (36,310,686.57) | (36,400,806.82) | (4,077,476,257.14) |
| 311 CVS ADMIN | \$14,282,377.99 | (776,167.18) | (959,695.23) | (709,018.88) | (616,631.23) | (263,217.10) | (1,104,474.17) | (488,997.99) | (915,075.06) | (95,899.20) | (955,143.03) | (1,250,554.10) | (646,630.85) | (23,063,881.61) |
| 500 TRANSFERS TO OTHER PLAN YEAR(S) | \$110,197,590.06 | (8,623,650.33) | (6,964.00) | (3,558.00) | (1,240,430.00) | (553,894.00) | (187,995,010.95) | (3,652,963.02) | 889.00 | (156.00) | (2,464,200.00) | (186,231.72) | (10.00) | (110,197,590.06) |
| 501 OPERATING TRANSFER/EXP & ADJ | \$0.00 | 0.00 | 0.00 | 0.00 | 0.00 | 0.00 | 0.00 | 0.00 | 0.00 | 0.00 | 0.00 | 0.00 | 0.00 | 0.00 |
| 502 Transfer for Clinic Cleaning Services | \$0.00 | 0.00 | 0.00 | 0.00 | 0.00 | 0.00 | 0.00 | 0.00 | 0.00 | 0.00 | 0.00 | 0.00 | 0.00 | 0.00 |
| 503 Voided/NSF/Cancelled Check Fees | \$0.00 | 0.00 | 0.00 | 0.00 | 0.00 | 0.00 | 0.00 | 0.00 | 0.00 | 0.00 | 0.00 | 0.00 | 0.00 | 0.00 |
| Total Cash Transactions | \$714,113,312.61 | \$19,623,825.72 | \$11,098,276.68 | \$27,503,915.21 | \$15,989,217.19 | \$40,736,466.46 | (\$204,994,655.74) | \$74,411,128.42 | (\$13,916,895.07) | \$20,010,266.24 | \$11,850,624.66 | \$9,854,995.46 | \$1,626,734.93 | \$728,507,215.77 |

Kentucky Employees' Health Plan – Status Report
 1st Quarter, 2021
 Attachment B – Summary
 Page B-27

| 2016 | Combined Plan Year 2016 | | | | | | | | | | | | Plan Year Transactions to Date | |
|---|-------------------------|-----------------|-----------------|-----------------|-----------------|-----------------|-----------------|-----------------|------------------|-----------------|-----------------|-------------------|--------------------------------|--------------------|
| | 2015 Balance Forward | January-16 | February-16 | March-16 | April-16 | May-16 | June-16 | July-16 | August-16 | September-16 | October-16 | November-16 | | December-16 |
| 101 PREMIUMS | \$9,490,918,324.17 | 135,657,461.38 | 134,952,318.39 | 142,174,351.19 | 134,883,195.14 | 131,979,950.39 | 116,181,138.89 | 159,709,809.20 | 133,905,187.73 | 137,584,818.27 | 132,475,240.90 | 132,461,644.50 | 139,109,831.60 | 11,121,999,271.75 |
| 102 HRA WAIVER CONTRIBUTION | \$284,814,378.66 | 3,740,609.65 | 3,931,280.16 | 7,227,392.13 | 4,006,700.08 | 3,992,186.55 | 3,676,513.99 | 1,070,856.34 | 7,032,550.31 | 707,525.00 | 7,063,079.82 | 4,042,261.39 | 4,086,158.52 | 335,344,282.60 |
| 110 INTEREST INCOME | \$1,586,561.64 | 115,082.57 | 172,712.56 | 208,858.86 | 260,043.71 | 204,247.08 | 234,632.50 | 256,851.26 | 273,275.23 | 273,363.50 | 267,369.52 | 330,331.36 | 333,211.45 | 4,516,542.24 |
| 120 DRUG REBATES- ESCRIPTS | \$181,567,782.77 | 0.00 | 0.00 | 0.00 | 0.00 | 0.00 | 0.00 | 0.00 | 0.00 | 0.00 | 0.00 | 0.00 | 0.00 | 181,567,782.77 |
| 121 DRUG REBATES- CVS | \$13,759,520.29 | 14,922,632.55 | 0.00 | 0.00 | 14,823,893.88 | 0.00 | 0.00 | 10,885,902.42 | 0.00 | 0.00 | 22,613,932.80 | 0.00 | 0.00 | 77,005,881.94 |
| 130 TRANSFERS FROM OTHER PLAN YEAR(S) | \$133,497,146.46 | 0.00 | 0.00 | 0.00 | 0.00 | 0.00 | 0.00 | 0.00 | 0.00 | 0.00 | 0.00 | 0.00 | 0.00 | 133,497,146.46 |
| 201 MEDICAL CLAIMS HUMANA | \$5,706,144,104.88 | 3,511,521.19 | 6,745.12 | (1,022,988.99) | (1,503,353.34) | (227,467.07) | (573,331.71) | 39,892.86 | 1,454,620.60 | 249,636.96 | 187,268.77 | 204,670.52 | (9,307.61) | (5,703,823,197.68) |
| 202 HUMANA ADMIN FEES | \$376,025,217.73 | (1,540,291.88) | (985,005.34) | (717,076.34) | 0.00 | (3,303,133.02) | 0.00 | (1,220,069.11) | (2,031,482.14) | (129.65) | (708,229.47) | (1,091,493.43) | (844,601.95) | (388,466,729.06) |
| 203 HRA EMBEDDED CLAIMS HUMANA | \$101,066,873.41 | 86,069.10 | 0.00 | 0.00 | 0.00 | 0.00 | 0.00 | (978.24) | (1,389.17) | 0.00 | (355.77) | 0.00 | (4,391.56) | (100,967,919.45) |
| 204 HRA WAIVER CLAIMS HUMANA | \$213,412,905.53 | 87,216.69 | (1,582.85) | 0.00 | 0.00 | 525.45 | 0.00 | (11,092.28) | (14,719.02) | (351.68) | 173.67 | 0.00 | (22,351.62) | (213,375,087.17) |
| 210 MEDICAL CLAIMS- ANTHEM | \$813,836,997.58 | (69,499,595.36) | (62,379,231.42) | (87,437,473.59) | (67,516,286.77) | (69,938,419.14) | (86,323,838.17) | (80,776,430.97) | (99,242,734.98) | (78,397,184.36) | (78,051,962.90) | (96,874,139.28) | (87,330,747.84) | (1,779,605,042.36) |
| 213 HRA EMBEDDED CLAIMS- WW | \$38,483,138.08 | (4,024,894.41) | (4,723,494.06) | (5,444,695.03) | (4,624,768.31) | (4,239,390.85) | (3,856,574.07) | (3,335,238.79) | (3,161,942.54) | (2,480,667.36) | (2,483,322.01) | (2,453,168.84) | (2,483,351.35) | (81,800,631.70) |
| 214 HRA WAIVER CLAIMS- WW | \$37,530,094.24 | (4,203,261.19) | (3,662,447.36) | (3,954,358.20) | (3,276,405.11) | (2,664,801.28) | (2,546,877.12) | (4,710,085.41) | (3,964,513.01) | (2,868,054.57) | (2,833,699.68) | (2,800,086.64) | (3,031,090.34) | (78,045,774.15) |
| 215 ANTHEM ADMIN | \$47,098,553.40 | (3,921,085.36) | (3,916,911.64) | (3,913,586.04) | (3,959,976.04) | (3,904,817.24) | (3,884,975.56) | (3,851,515.77) | (3,838,259.34) | (3,753,544.88) | (3,856,141.14) | (3,845,261.12) | (3,849,429.15) | (91,594,056.69) |
| 216 WAGE WORKS ADMIN | \$1,892,571.10 | (535,819.39) | (402,051.40) | (340,661.40) | (14,228.00) | (373,782.60) | (15,144.60) | (384,875.54) | (981,349.00) | (320,686.20) | (382,826.60) | (363,856.60) | (490,774.83) | (8,496,628.26) |
| 217 MDX MEDICAL ADMIN- COMPASS | \$944,432.44 | (78,776.55) | (78,586.81) | (78,461.73) | (79,156.10) | (78,146.91) | 0.00 | (159,062.54) | (76,944.87) | 0.00 | (153,515.03) | (77,293.61) | (77,325.94) | (1,881,712.53) |
| 218 Rethink - BH Services | \$0.00 | 0.00 | 0.00 | 0.00 | 0.00 | 0.00 | 0.00 | 0.00 | 0.00 | 0.00 | 0.00 | 0.00 | 0.00 | 0.00 |
| 219 Dependent Eligibility Audit | \$0.00 | 0.00 | 0.00 | 0.00 | 0.00 | 0.00 | 0.00 | 0.00 | 0.00 | 0.00 | 0.00 | 0.00 | 0.00 | 0.00 |
| 220 Printing & Postage | \$0.00 | 0.00 | 0.00 | 0.00 | 0.00 | 0.00 | 0.00 | 0.00 | 0.00 | 0.00 | 0.00 | 0.00 | 0.00 | 0.00 |
| 221 Staywell Admin | \$0.00 | 0.00 | 0.00 | 0.00 | 0.00 | 0.00 | 0.00 | 0.00 | 0.00 | 0.00 | 0.00 | 0.00 | 0.00 | 0.00 |
| 222 Staywell Claims | \$0.00 | 0.00 | 0.00 | 0.00 | 0.00 | 0.00 | 0.00 | 0.00 | 0.00 | 0.00 | 0.00 | 0.00 | 0.00 | 0.00 |
| 301 PHARMACY CLAIMS - ESI | \$1,687,629,190.60 | 3,978.63 | 0.00 | 0.00 | 0.00 | 0.00 | 10,892.98 | 0.00 | 0.00 | 0.00 | 0.00 | 0.00 | 0.00 | (1,687,614,318.99) |
| 302 EXPRESS SCRIPTS ADMIN FEES | \$51,324,514.93 | 12,763.70 | 0.00 | 0.00 | 0.00 | 0.00 | 240.00 | 0.00 | 0.00 | 0.00 | 0.00 | 0.00 | 0.00 | (51,311,511.23) |
| 310 PHARMACY CLAIMS- CVS | \$314,917,036.70 | (24,794,354.38) | (25,546,865.12) | (26,083,311.86) | (28,884,175.50) | (28,483,931.72) | (31,462,853.16) | (30,248,914.98) | (32,430,653.86) | (32,511,701.31) | (31,764,086.52) | (35,192,589.60) | (34,543,317.36) | (676,963,382.07) |
| 311 CVS ADMIN | \$56,856,444.88 | (575,378.67) | (469,251.22) | (848,365.27) | (975,290.72) | (801,934.10) | (726,694.70) | (765,180.80) | 144,008.22 | (736,098.36) | (333,960.95) | (1,201,767.28) | (637,028.86) | (14,282,377.59) |
| 500 TRANSFERS TO OTHER PLAN YEAR(S) | \$110,197,550.06 | 0.00 | 0.00 | 0.00 | 0.00 | 0.00 | 0.00 | 0.00 | 0.00 | 0.00 | 0.00 | 0.00 | 0.00 | (110,197,550.06) |
| 501 OPERATING TRANSFER/EXP & ADJ | \$65,415,687.10 | (9,694,814.00) | (1,500,010.00) | (750,000.00) | (2,276,805.00) | (98.83) | (64,247,485.00) | (3,697,408.00) | 702,602.00 | 1,327,766.20 | (1,385,322.00) | (2,270,463.00) | (152,954.52) | (49,360,679.25) |
| 502 Transfer for Clinic Cleaning Services | \$0.00 | 0.00 | 0.00 | 0.00 | 0.00 | 0.00 | 0.00 | 0.00 | 0.00 | 0.00 | 0.00 | 0.00 | 0.00 | 0.00 |
| 503 Voided/NSF/Cancelled Check Fees | \$0.00 | 0.00 | 0.00 | 0.00 | 0.00 | 0.00 | 0.00 | 0.00 | 0.00 | 0.00 | 0.00 | 0.00 | 0.00 | 0.00 |
| Total Cash Transactions | \$531,371,411.23 | \$39,289,068.25 | \$35,297,619.01 | \$19,019,623.73 | \$40,865,376.52 | \$22,151,386.81 | \$73,084,345.73 | \$42,802,669.65 | (\$2,231,745.84) | \$19,074,691.56 | \$40,654,636.41 | (\$11,131,110.63) | \$10,046,529.24 | \$714,113,312.61 |

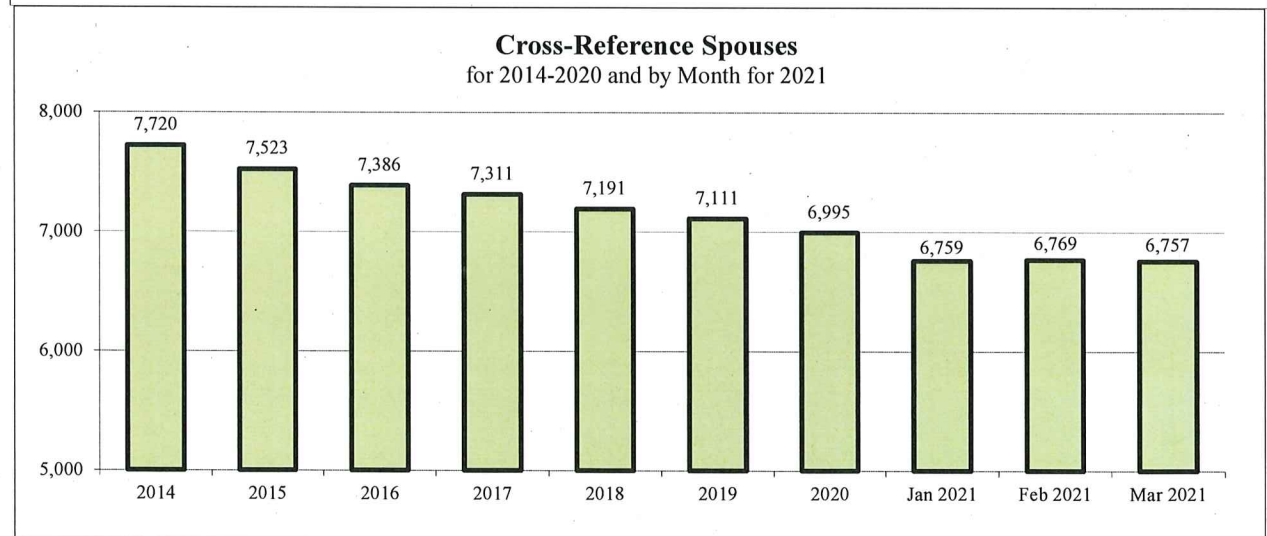
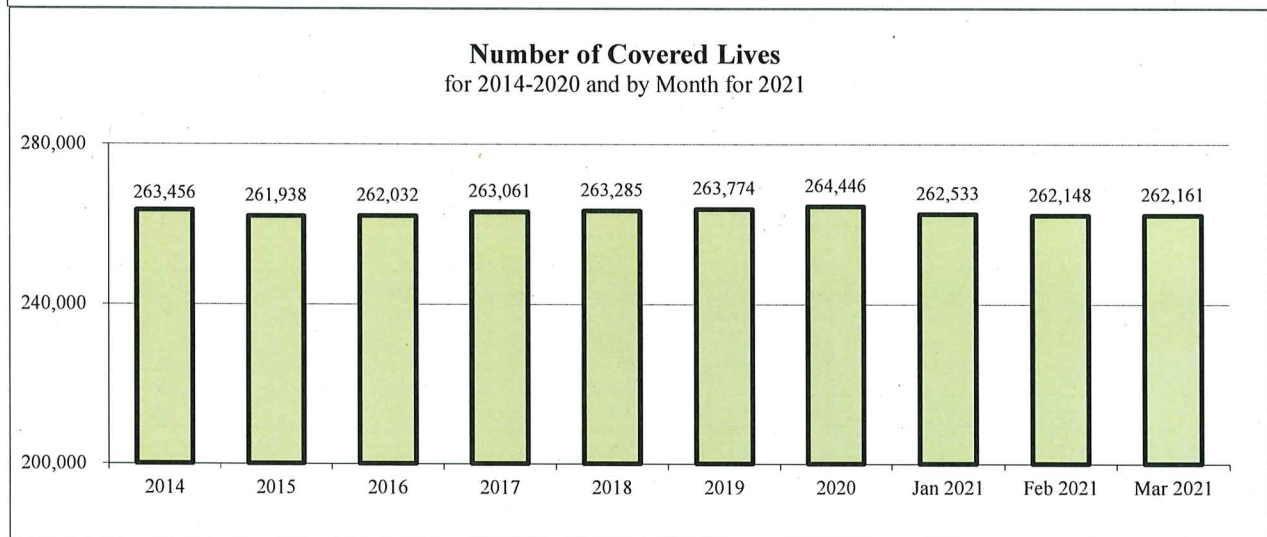
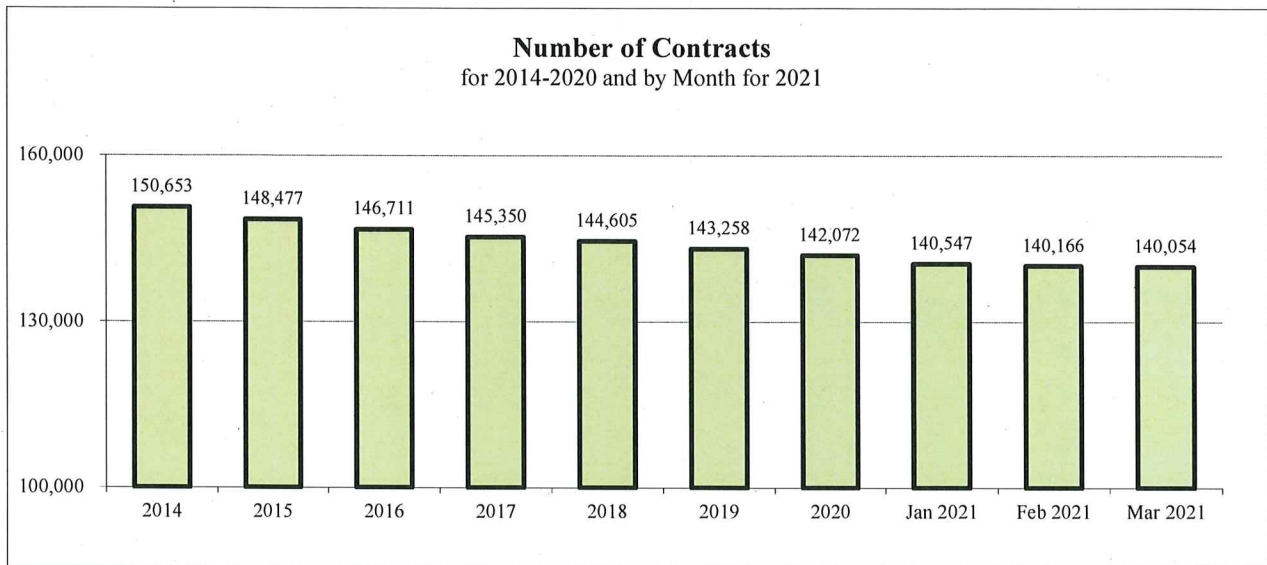
Kentucky Employees' Health Plan – Status Report
 1st Quarter, 2021
 Attachment B – Summary
 Page B-28

| Plan Year Ending Balances as of March 31, 2021 | | | | | | | | |
|--|---------------------------------------|---------------------|------------------------|-------------------------|------------------------|-------------------------|------------------------|--|
| | **2016 | 2017 | 2018 | 2019 | 2020 | 2021 | **Ending Balance | |
| 101 | Premiums | 1,632,967,051.25 | 1,627,272,471.75 | 1,646,284,065.04 | 1,636,992,249.29 | 1,641,897,936.68 | 346,918,696.11 | \$8,532,332,470.12 |
| 102 | HRA Waiver Contribution | 47,516,224.39 | 47,283,372.29 | 46,574,333.11 | 47,887,232.45 | 48,354,882.90 | 8,466,846.80 | \$246,082,891.94 |
| 110 | Interest Income | 7,627,758.07 | 5,171,264.91 | 2,071,729.18 | 12,628,314.74 | 1,801,907.24 | (22,622.24) | \$29,278,351.90 |
| 120 | Drus Rebates Express | 0.00 | 0.00 | 0.00 | 0.00 | 115.04 | 0.00 | \$115.04 |
| 121 | Drug Rebates CVS | 72,152,362.68 | 96,199,335.78 | 123,260,185.54 | 152,100,054.03 | 115,193,847.12 | 0.00 | \$558,905,785.15 |
| 130 | Transfer FROM Other Plan Year(s) | 13,478.00 | 0.00 | 0.00 | 0.00 | 0.00 | 0.00 | \$13,478.00 |
| 201 | Medical Claims Humana | 1,135,325.83 | 2,906.12 | 0.00 | 0.00 | 0.00 | 0.00 | \$1,138,231.95 |
| 202 | Humana Admin Fees | (13,652,574.51) | (15,422,529.10) | (14,470,023.50) | (21,533,414.30) | 0.00 | 0.00 | (\$65,078,541.41) |
| 203 | HRA Select Claims Humana | 1,289.81 | 0.00 | 0.00 | 0.00 | 0.00 | 0.00 | \$1,289.81 |
| 204 | HRA Waiver Claims Humana | 2,756.85 | 0.00 | 0.00 | 0.00 | 0.00 | 0.00 | \$2,756.85 |
| 210 | Medical Claims Anthem | (965,139,508.42) | (994,391,500.14) | (1,053,901,889.99) | (1,148,828,110.07) | (1,065,669,722.47) | (155,317,605.09) | (\$5,383,248,336.18) |
| 213 | HRA Embedded Claims Wage Works | (43,354,703.78) | (47,475,538.33) | (52,588,929.03) | (56,108,352.71) | (53,702,554.59) | (14,840,299.55) | (\$268,070,377.99) |
| 214 | HRA Waiver Claims Wage Works | (40,100,966.63) | (40,356,668.99) | (38,648,738.98) | (37,846,241.30) | (36,067,119.83) | (8,056,263.65) | (\$201,075,999.38) |
| 215 | Anthem Admin | (46,512,941.38) | (46,125,128.78) | (46,754,167.15) | (47,478,543.10) | (44,013,536.43) | (11,245,138.80) | (\$242,129,455.64) |
| 216 | Wage Works Admin | (4,430,107.57) | (4,411,465.60) | (4,756,508.68) | (5,013,247.70) | (5,484,127.60) | (853,152.60) | (\$24,948,609.75) |
| 217 | MDX Medical Admin Compass | (937,280.09) | (924,137.15) | (922,594.85) | (945,179.95) | (1,271,570.90) | (318,401.00) | (\$5,319,163.94) |
| 218 | Rethink - BH Services | 0.00 | 0.00 | 0.00 | 0.00 | (793,656.00) | (264,552.00) | (\$1,058,208.00) |
| 219 | Dependent Eligibility Audit | 0.00 | 0.00 | 0.00 | (3,961.50) | (199,179.06) | (26,505.20) | (\$229,645.76) |
| 220 | Printing & Postage | 0.00 | 0.00 | 0.00 | 0.00 | 0.00 | 0.00 | \$0.00 |
| 221 | Staywell Admin | 0.00 | 0.00 | 0.00 | 0.00 | (5,532,768.76) | 0.00 | (\$5,532,768.76) |
| 222 | Staywell Claims | 0.00 | 0.00 | 0.00 | 0.00 | (4,576,666.14) | 0.00 | (\$4,576,666.14) |
| 301 | Pharmacy Claims Express Scripts | (2,107.58) | 0.00 | 0.00 | 0.00 | 0.00 | 0.00 | (\$2,107.58) |
| 302 | Express Scripts Admin Fees | 0.00 | 0.00 | 0.00 | 0.00 | 0.00 | 0.00 | \$0.00 |
| 310 | Pharmacy Claims-CVS | (362,579,310.29) | (399,415,800.71) | (438,153,793.69) | (489,184,117.74) | (530,901,236.06) | (111,657,921.44) | (\$2,331,892,179.93) |
| 311 | CVS ADMIN | (9,340,301.00) | (8,803,545.20) | (7,691,021.97) | (8,094,122.18) | (8,857,802.55) | (1,502,790.16) | (\$44,289,583.06) |
| 500 | Transfer TO Other Plan Year(s) | 0.00 | 0.00 | 0.00 | 0.00 | 0.00 | 0.00 | \$0.00 |
| 501 | Operating Transfer Exp & Adj | (274,509,586.18) | (186,403,679.58) | (9,130,199.97) | (8,793,276.68) | 82,686,595.93 | (2,067,136.77) | (\$398,217,283.25) |
| 502 | Transfer for Clinic Cleaning Services | 0.00 | 0.00 | 0.00 | (1,747.06) | (15,800.67) | (1,277.60) | (\$18,825.35) |
| 503 | Voided/NSF/Cancelled Check Fees | 0.00 | 0.00 | 0.00 | 0.00 | (209.83) | 0.00 | (\$209.83) |
| Ending Balance: | | \$856,859.45 | \$32,199,357.27 | \$151,172,445.06 | \$25,777,536.20 | \$132,849,334.02 | \$49,211,876.81 | \$392,067,408.81 |
| | | | | | | | | HRA Reserves Fund as of December 31, 2020: (\$144,390,025) |
| | | | | | | | | FSA Reserves Fund as of December 31, 2020: (\$1,516,183) |
| | | | | | | | | * Ending Balance Net of HRA/FSA Reserves: \$246,161,200.81 |

* - Ending balance includes assets allocated for HRA (Select and Waiver) and FSA reserves. Beginning with plan year 2016 members are allowed to rollover up to \$500 of unused FSA balance creating the additional reserve.

** - Per HB200, plan year balances for all plan years before 2016 and all subsequent balances from those plan years were transferred to Plan Year 2016.

Kentucky Employees' Health Plan – Status Report
1st Quarter, 2021
Attachment C – Enrollment
Page C-1



Kentucky Employees' Health Plan – Status Report
 1st Quarter, 2021
 Attachment D – Anthem Performance Guarantees
 Page D-1



The Commonwealth of Kentucky (KEHP)

Contract Period: 1/1/2020 - 12/31/2020

| | Quarterly Contract Results | | | | | | | | | | | |
|--|----------------------------|-----|-----|-----|-----|-----|-----|-----|-----|-----|-----|-----|
| | Jan | Feb | Mar | Apr | May | Jun | Jul | Aug | Sep | Oct | Nov | Dec |

| Claim Timeliness 14 Days | Goal: 90.00% | | | | | | | | | | | | | | | | |
|--------------------------|--------------|--------|--------|--------|--------|--------|--------|--------|--------|--------|--------|--------|--------|--------|--------|--------|--------|
| | Performance | 94.96% | 96.07% | 97.63% | 93.71% | 96.88% | 96.10% | 95.41% | 94.43% | 93.05% | 93.86% | 93.43% | 93.72% | 96.37% | 95.76% | 94.38% | 93.82% |
| Goal Var. | 4.96% | 6.97% | 7.53% | 3.71% | 6.88% | 6.10% | 5.41% | 4.43% | 3.05% | 3.86% | 3.43% | 3.72% | 6.37% | 5.76% | 4.38% | 3.82% | 4.97% |
| PG Status | | | | | | | | | | | | | Met | Met | Met | Met | Met |

| Claim Timeliness 30 Days | Goal: 98.00% | | | | | | | | | | | | | | | | |
|--------------------------|--------------|--------|--------|--------|--------|--------|--------|--------|--------|--------|--------|--------|--------|--------|--------|--------|--------|
| | Performance | 99.74% | 99.70% | 99.83% | 99.58% | 99.61% | 99.56% | 99.52% | 98.79% | 97.76% | 97.92% | 98.21% | 96.95% | 99.75% | 99.58% | 98.75% | 97.70% |
| Goal Var. | 1.74% | 1.70% | 1.83% | 1.58% | 1.61% | 1.56% | 1.52% | 0.79% | -0.24% | -0.09% | 0.21% | -1.05% | 1.75% | 1.56% | 0.75% | -0.30% | 0.88% |
| PG Status | | | | | | | | | Missed | Missed | | Missed | Met | Met | Met | Missed | Met |

| Claim Adjustment Inventory 30 Days | Goal: 5.00% | | | | | | | | | | | | | | | | |
|------------------------------------|-------------|--------|--------|--------|--------|--------|--------|--------|--------|--------|--------|--------|--------|--------|--------|--------|--------|
| | Performance | 0.48% | 0.51% | 0.69% | 0.23% | 3.33% | 0.51% | 0.18% | 0.27% | 1.64% | 2.26% | 3.56% | 7.74% | 0.55% | 1.10% | 0.80% | 5.14% |
| Goal Var. | -4.52% | -4.49% | -4.31% | -4.77% | -1.67% | -4.49% | -4.84% | -4.73% | -3.36% | -2.74% | -1.41% | 2.74% | -4.45% | -3.90% | -4.20% | 0.14% | -2.27% |
| PG Status | | | | | | | | | | | | Missed | Met | Met | Met | Missed | Met |

| Claim Financial Accuracy | Goal: 99.00% | | | | | | | | | | | | | | | | |
|--------------------------|--------------|---------|--------|--------|--------|--------|---------|--------|---------|--------|---------|---------|--------|--------|--------|--------|--------|
| | Performance | 100.00% | 99.77% | 99.98% | 99.81% | 99.51% | 100.00% | 99.01% | 100.00% | 99.96% | 100.00% | 100.00% | 99.95% | 99.91% | 99.80% | 99.64% | 99.96% |
| Goal Var. | 1.00% | 0.77% | 0.98% | 0.81% | 0.51% | 1.00% | 0.01% | 1.00% | 0.99% | 1.00% | 1.00% | 0.95% | 0.91% | 0.80% | 0.64% | 0.99% | 0.87% |
| PG Status | | | | | | | | | | | | | Met | Met | Met | Met | Met |

| Claim Payment Accuracy | Goal: 97.00% | | | | | | | | | | | | | | | | |
|------------------------|--------------|---------|--------|--------|--------|--------|---------|--------|---------|--------|---------|---------|--------|--------|--------|--------|--------|
| | Performance | 100.00% | 99.85% | 99.96% | 99.98% | 99.64% | 100.00% | 99.96% | 100.00% | 99.82% | 100.00% | 100.00% | 99.96% | 99.97% | 99.87% | 99.93% | 99.99% |
| Goal Var. | 3.00% | 2.95% | 2.96% | 2.98% | 2.94% | 3.00% | 2.95% | 3.00% | 2.82% | 3.00% | 3.00% | 2.95% | 2.97% | 2.97% | 2.93% | 2.99% | 2.98% |
| PG Status | | | | | | | | | | | | | Met | Met | Met | Met | Met |

| First Call Resolution | Goal: 85.00% | | | | | | | | | | | | | | | | |
|-----------------------|--------------|--------|--------|--------|--------|--------|--------|--------|--------|--------|--------|--------|--------|--------|--------|--------|--------|
| | Performance | 92.38% | 93.65% | 94.84% | 93.73% | 95.06% | 95.34% | 96.31% | 96.55% | 95.41% | 96.73% | 95.87% | 95.61% | 93.40% | 94.81% | 96.05% | 96.12% |
| Goal Var. | 7.38% | 8.65% | 9.64% | 8.73% | 10.06% | 10.34% | 11.31% | 11.55% | 10.41% | 11.73% | 10.87% | 10.61% | 8.40% | 9.81% | 11.09% | 11.12% | 10.05% |
| PG Status | | | | | | | | | | | | | Met | Met | Met | Met | Met |

Kentucky Employees' Health Plan – Status Report
 1st Quarter, 2021
 Attachment D – Anthem Performance Guarantees
 Page D-2

| | Quarterly Contract Results | | | | | | | | | | | | | | | | | |
|---|----------------------------|---------|---------|---------|---------|---------|---------|---------|---------|---------|---------|---------|---------|---------|---------|---------|---------|---------------|
| | Jan | Feb | Mar | Apr | May | Jun | Jul | Aug | Sep | Oct | Nov | Dec | Qtr 1 | Qtr 2 | Qtr 3 | Qtr 4 | YTD | |
| ASA | | | | | | | | | | | | | | | | | | Goal: 30.00 |
| Performance | 14.84 | 34.88 | 43.10 | 24.34 | 41.88 | 26.75 | 57.67 | 27.58 | 24.48 | 57.40 | 19.77 | 100.35 | 28.28 | 31.11 | 38.89 | 61.00 | 38.69 | |
| Goal Var. | -15.16 | 4.86 | 13.10 | -5.66 | 11.88 | -3.25 | 27.67 | -2.42 | -5.54 | 27.40 | -10.23 | 70.35 | -1.74 | 1.11 | 6.99 | 31.00 | 9.88 | |
| PG Status | Missed | Missed | Missed | Missed | Missed | Missed | Missed | Missed | Missed | Missed | Missed | Missed | Met | Missed | Missed | Missed | Missed | |
| Call Abandonment Rate | | | | | | | | | | | | | | | | | | Goal: 2.00% |
| Performance | 0.40% | 1.32% | 1.48% | 0.82% | 1.35% | 0.66% | 1.97% | 0.73% | 0.72% | 2.25% | 0.44% | 3.37% | 0.97% | 1.00% | 1.16% | 2.13% | 1.53% | |
| Goal Var. | -1.60% | -0.68% | -0.51% | -1.38% | -0.65% | -1.02% | -0.03% | -1.27% | -1.28% | 0.45% | -1.56% | 1.37% | -1.03% | -1.00% | -0.65% | 0.13% | -0.67% | |
| PG Status | Met | Met | Met | Met | Met | Met | Met | Met | Met | Met | Met | Met | Met | Met | Met | Met | Met | |
| ID Card Issuance 10 Days | | | | | | | | | | | | | | | | | | Goal: 99.00% |
| Performance | 100.00% | 100.00% | 100.00% | 100.00% | 100.00% | 100.00% | 100.00% | 100.00% | 100.00% | 100.00% | 100.00% | 100.00% | 100.00% | 100.00% | 100.00% | 100.00% | 100.00% | |
| Goal Var. | 1.00% | 1.00% | 1.00% | 1.00% | 1.00% | 1.00% | 1.00% | 1.00% | 1.00% | 1.00% | 1.00% | 1.00% | 1.00% | 1.00% | 1.00% | 1.00% | 1.00% | |
| PG Status | Met | Met | Met | Met | Met | Met | Met | Met | Met | Met | Met | Met | Met | Met | Met | Met | Met | |
| Eligibility Updates 5 Days | | | | | | | | | | | | | | | | | | Goal: 100.00% |
| Performance | 100.00% | 100.00% | 100.00% | 100.00% | 100.00% | 100.00% | 100.00% | 100.00% | 100.00% | 100.00% | 100.00% | 100.00% | 100.00% | 100.00% | 100.00% | 100.00% | 100.00% | |
| Goal Var. | 0.00% | 0.00% | 0.00% | 0.00% | 0.00% | 0.00% | 0.00% | 0.00% | 0.00% | 0.00% | 0.00% | 0.00% | 0.00% | 0.00% | 0.00% | 0.00% | 0.00% | |
| PG Status | Met | Met | Met | Met | Met | Met | Met | Met | Met | Met | Met | Met | Met | Met | Met | Met | Met | |
| Member Satisfaction - Net Promoter Score | | | | | | | | | | | | | | | | | | Goal: 40.00 |
| Performance | 68.00 | 62.03 | 69.98 | 73.31 | 71.89 | 72.74 | 70.55 | 75.21 | 74.80 | 71.39 | 72.78 | 71.26 | 67.12 | 72.53 | 73.40 | 71.78 | 71.17 | |
| Goal Var. | 29.00 | 22.03 | 23.98 | 33.31 | 31.69 | 32.74 | 30.55 | 35.21 | 34.80 | 31.39 | 32.78 | 31.26 | 27.12 | 32.53 | 33.40 | 31.76 | 31.17 | |
| PG Status | Met | Met | Met | Met | Met | Met | Met | Met | Met | Met | Met | Met | Met | Met | Met | Met | Met | |